



BASKET BALL

N

MESSIEURS




U.S.A., vainqueurs du tournoi de Basket

1st 1re QUALIFICATION

1° group					
MEX	2	2	0	183	87 4
BR	2	1	1	121	139 2
UW	2	0	2	69	147 0
2° group					
SA	3	3	0	397	50 6
OR	3	2	1	202	242 4
AU	3	1	2	176	279 2
UD	3	0	3	142	346 0
3° group					
AN	3	3	0	235	118 6
GO	3	1	2	261	262 2
CA	3	1	2	184	222 2
IAR	3	1	2	214	292 2
4° group					
IV	3	3	0	296	224 6
ILI	3	2	1	295	265 4
IV	3	1	2	269	281 2
ILI	3	0	3	226	316 0
5° group					
EL	3	3	0	275	142 6
RA	3	2	1	329	197 4
NG	3	1	2	176	244 2
OG	3	0	3	161	358 0
6° group					
UL	3	3	0	382	224 6
AN	3	2	1	349	294 4
EN	3	1	2	325	313 2
BA	3	0	3	163	388 0
7° group					
UG	3	3	0	445	165 6
PN	3	2	1	343	235 4
IB	3	1	2	306	372 2
AN	3	0	3	128	450 0
8° group					
RG	3	3	0	357	151 6
IR	3	2	1	357	159 4
IKG	3	1	2	152	307 2
AM	3	0	3	154	403 0

2nd 2de QUALIFICATION


1° - 8° Place					
A 1	1. MEX	3	3	0	232 209 6
	2. CUB	3	2	1	217 197 4
	3. FRG	3	1	2	224 231 2
	4. BEL	3	0	3	216 252 0
A 2	1. USA	3	2	1	297 234 4
	2. YUG	3	2	1	269 252 4
	3. CAN	3	1	2	254 258 2
	4. BUL	3	1	2	270 346 2
9° - 16° Place					
B 1	1. ISR	3	3	0	322 242 6
	2. BRA	3	2	1	303 250 4
	3. FIN	3	1	2	275 259 2
	4. LBR	3	0	3	218 367 0
B 2	1. PAN	3	3	0	286 223 6
	2. JPN	3	2	1	226 203 4
	3. CGO	3	1	2	279 259 2
	4. JOR	3	0	3	193 299 0
17° - 24° Place					
C 1	1. CIV	3	3	0	305 177 6
	2. KUW	3	2	1	218 208 4
	3. ANG	3	1	2	253 229 2
	4. HKG	3	0	3	142 304 0
C 2	1. BEN	3	2	1	265 222 4
	2. NCA	3	2	1	260 246 4
	3. LIB	3	2	1	283 298 4
	4. SAU	3	0	3	234 276 0
25° - 31° Place					
D 1	1. MAR	3	3	0	323 179 6
	2. SUD	3	2	1	244 256 4
	3. TAN	3	1	2	138 218 2
	4. LBA	3	0	3	133 185 0
D 2	1. MLI	2	2	0	208 129 4
	2. TOG	2	1	1	174 146 2
	3. ZAM	2	0	2	98 205 0



Belgique - Cuba

SEMIFINALS - DEMI-FINALES


1° - 4° Place			
USA	MEX	75	- 67
YUG	CUB	69	- 64
5° - 8° Place			
BUL	FRG	98	- 76
CAN	BEL	89	- 80
9° - 12° Place			
ISR	PAN	128	- 80
BRA	JPN	92	- 71
13° - 16° Place			
FIN	JOR	20	- 0
CGO	LBR	88	- 69
17° - 20° Place			
CIV	NCA	20	- 0
KUW	BEN	69	- 52
21° - 24° Place			
SAU	ANG	20	- 0
LIB	HKG	93	- 62
25° - 28° Place			
TOG	MAR	77	- 70
MLI	SUD	118	- 67



Rodriguez le Pivot de l'équipe mexicaine.

FINALS - FINALES

USA	YUG	88 - 70
CUB	MEX	71 - 57
CAN	BUL	71 - 64
FRG	BEL	70 - 58
BRA	ISR	77 - 70
JPN	PAN	80 - 67
FIN	CGO	93 - 84
LBR	JOR	82 - 72
CIV	KUW	20 - 0
BEN	NCA	20 - 0
SAU	LIB	20 - 0
HKG	ANG	20 - 0
MLI	TOG	71 - 65
MAR	SUD	102 - 54



Finale USA-Yugoslavia 88-70

FINALS ORDER CLASSEMENT FINAL

1. U.S.A.
2. YUGOSLAVIA
3. CUBA
4. MEXICO
5. CANADA
6. BULGARIA
7. GERMANY R.F.
8. BELGIUM
9. BRASIL
10. ISRAEL
11. JAPAN
12. PANAMA
13. FINLAND
14. CONGO
15. LIBERIA
16. JORDAN
17. IVORY-COAST
18. BENIN
19. SAUDI ARABIA
20. HONG KONG
21. MALI
22. TOGO
23. MOROCCO
24. SUDAN

WOMEN

DAMES

QUALIFICATION

1° group

1. POL	2	2	0	148	95	4
2. MEX	2	1	1	127	127	2
3. BRA	2	0	2	98	151	0

2° group

1. URS	2	2	0	279	121	4
2. YUG	2	1	1	196	148	2
3. TOG	2	0	2	83	289	0

3° group

1. USA	2	2	0	224	112	4
2. CAN	2	1	1	200	110	2
3. CRC	2	0	2	52	254	0

4° group

1. BUL	3	3	0	398	121	6
2. CUB	3	2	1	333	142	4
3. EGY	3	1	2	143	300	2
4. HKG	3	0	3	83	394	0

SEMIFINALS DEMI-FINALES

A 1	1. BUL	3	2	1	231	191	4
	2. CAN	3	2	1	196	187	4
	3. POL	3	2	1	214	211	4
	4. YUG	3	0	3	179	231	0
A 2	1. USA	3	3	0	266	207	6
	2. CUB	3	2	1	213	232	4
	3. URS	3	1	2	246	203	2
	4. MEX	3	0	3	164	247	0

FINALS 9° - 13° FINALES

1. BRA	4	4	0	380	229	8
2. EGY	4	3	1	270	226	6
3. CRC	4	2	2	239	233	4
4. TOG	4	1	3	208	226	2
5. HKG	4	0	4	170	353	0

FINALS 1° - 8° FINALES

CUB	BUL	64 - 63
USA	CAN	68 - 62
URS	YUG	78 - 66
POL	MEX	54 - 43
USA	CUB	73 - 60
CAN	BUL	67 - 61
URS	POL	74 - 52
YUG	MEX	76 - 45

FINAL ORDER CLASSEMENT FINAL

1. U.S.A.
2. CUBA
3. CANADA
4. BULGARIA
5. U.R.S.S.
6. POLAND
7. YUGOSLAVIA
8. MEXICO
9. BRASIL
10. EGYPT
11. COSTA RICA
12. TOGO
13. HONG KONG