


## RESULTS K1 200m MEN THU 30 AUG 2012

## K1 200m M H1 Race 24

Rank	Lane	NOC	BIB	Name	200m		Q
1	7	 ITA	79	RIZZA Manfredi	35.26 (1)	(1)	QF
2	4	 HUN	61	SZOMOLANYI Mate	36.35 (2)	(1)	QF
					1.09		
3	5	 POL	116	MAZUR Piotr	36.76 (3)	(1)	QF
					1.50		
4	8	 KGZ	91	BONDAR Maksim	37.21 (4)	(1)	QS
					1.95		
5	2	 CYP	26	DIAMANTIS Andreas	37.81 (5)	(1)	QS
					2.55		
6	3	 SRB	161	JOVANOVIĆ Pavle	38.18 (6)	(1)	QS
					2.92		
7	1	 JPN	81	SASAKI Takehiko	38.41 (7)	(1)	QS
					3.15		
8	6	 CZE	38	VOLTR Tomas	38.73 (8)	(1)	X
					3.47		

**Progression** 1-3 FIN, 4-7 + 8th B.T. TO SF

<b>Starter</b>	BLR	SHABLIKA Sergey	<b>Course Umpire</b>	RUS	SABIRZYANOV Nail
<b>Finish Line Judge</b>	RUS	ROMANOVA Marina	<b>Boat Control</b>	LTU	GLADIKAS Virmantas
<b>Course Umpire</b>	CZE	KOBLICOVA Nana	<b>Chief Official</b>	NED	MULLER Elly

<b>Weather Conditions</b>	Air Temperature:	16.0°C	Wind Speed:	3.0 / 3.0 m/s	Wind Direction: 
	Water Temperature:	16.0°C	Conditions:	Rain	
	Humidity:	91.0%			

**Legend:**

QF	Qualified for final	QS	Qualified for semifinal	??	Not clear	X	Eliminated
°C	Degree celsius	m/s	Metres per second				


## RESULTS K1 200m MEN THU 30 AUG 2012

## K1 200m M H2 Race 25

Rank	Lane	NOC	BIB	Name	200m		Q
1	4	<b>RUS</b> 	146	LYPUNOV Kirill	35.40 (1)	(1)	QF
2	6	<b>LTU</b> 	95	NAVAKAUSKAS Ignas	35.75 (2)	(1)	QF
					0.35		
3	3	<b>FRA</b> 	50	LE MOEL Franck	36.71 (3)	(1)	QF
					1.31		
4	8	<b>UZB</b> 	177	IBRAGIMOV Villiam	37.62 (4)	(1)	QS
					2.22		
5	5	<b>AUS</b> 	1	DAWE Nicholas	38.13 (5)	(1)	QS
					2.73		
6	7	<b>KAZ</b> 	87	PISKUN Yevgeniy	38.40 (6)	(1)	QS
					3.00		
7	2	<b>BRA</b> 	22	ALVES Joao Fernando Arruda Motta	39.08 (7)	(1)	QS
					3.68		

**Progression** 1-3 FIN, 4-7 + 8th B.T. TO SF

<b>Starter</b>	BLR	SHABLIKA Sergey	<b>Course Umpire</b>	RUS	SABIRZYANOV Nail
<b>Finish Line Judge</b>	RUS	ROMANOVA Marina	<b>Boat Control</b>	LTU	GLADIKAS Virmantas
<b>Course Umpire</b>	CZE	KOBLICOVA Nana	<b>Chief Official</b>	NED	MULLER Elly










<b>Weather Conditions</b>	Air Temperature:	16.0°C	Wind Speed:	3.0 / 3.0 m/s	Wind Direction: 
	Water Temperature:	16.0°C	Conditions:	Rain	
	Humidity:	91.0%			

**Legend:**

QF	Qualified for final	QS	Qualified for semifinal	??	Not clear	X	Eliminated
°C	Degree celsius	m/s	Metres per second				


## RESULTS K1 200m MEN THU 30 AUG 2012

## K1 200m M SF1 Race 30

Rank	Lane	NOC	BIB	Name	200m		Q
1	5	 KGZ	91	BONDAR Maksim	36.61 (1)	(1)	QF
2	4	 UZB	177	IBRAGIMOV Villiam	37.09 (2)	(1)	QF
					0.48		
3	7	 KAZ	87	PISKUN Yevgeniy	37.28 (3)	(1)	QF
					0.67		
4	3	 AUS	1	DAWE Nicholas	37.41 (4)	(1)	X
					0.80		
5	6	 CYP	26	DIAMANTIS Andreas	37.52 (5)	(1)	X
					0.91		
6	2	 SRB	161	JOVANOVIĆ Pavle	38.05 (6)	(1)	X
					1.44		
7	9	 CZE	38	VOLTR Tomas	38.43 (7)	(1)	X
					1.82		
8	8	 JPN	81	SASAKI Takehiko	38.80 (8)	(1)	X
					2.19		
9	1	 BRA	22	ALVES Joao Fernando Arruda Motta	39.35 (9)	(1)	X
					2.74		

**Progression** 1-3 FIN, REST OUT

<b>Starter</b>	BLR	SHABLIKA Sergey	<b>Course Umpire</b>	BLR	CHUCHKIVICH Yevgeniy
<b>Finish Line Judge</b>	RUS	ROMANOVA Marina	<b>Boat Control</b>	LTU	GLADIKAS Virmantas
<b>Course Umpire</b>	LTU	RAZUNAS Saulis	<b>Chief Official</b>	NED	MULLER Elly

<b>Weather Conditions</b>	Air Temperature:	16.0°C	Wind Speed:	1.0 / 1.0 m/s	FINISH  START
	Water Temperature:	16.0°C	Conditions:	Rain	
	Humidity:	95.0%			

**Legend:**


QF	Qualified for final	QS	Qualified for semifinal	??	Not clear	X	Eliminated
°C	Degree celsius	m/s	Metres per second				

## RESULTS K1 200m MEN FRI 31 AUG 2012

## K1 200m M FA Race 40

Rank	Lane	NOC	BIB	Name	200m	Q
1	4	 RUS	146	LYPUNOV Kirill	39.95 (1)	(1)
2	6	 LTU	95	NAVAKAUSKAS Ignas	40.36 (2)	(1)
					0.41	
3	5	 ITA	79	RIZZA Manfredi	41.05 (3)	(1)
					1.10	
4	2	 FRA	50	LE MOEL Franck	41.61 (4)	(1)
					1.66	
5	7	 POL	116	MAZUR Piotr	42.38 (5)	(1)
					2.43	
6	1	 UZB	177	IBRAGIMOV Villiam	42.63 (6)	(1)
					2.68	
7	8	 KGZ	91	BONDAR Maksim	43.16 (7)	(1)
					3.21	
8	3	 HUN	61	SZOMOLANYI Mate	43.43 (8)	(1)
					3.48	
9	9	 KAZ	87	PISKUN Yevgeniy	44.40 (9)	(1)
					4.45	

<b>Starter</b>	BLR	SHABLIKA Sergey	<b>Course Umpire</b>	RUS	TRIDRIKH Rostislav
<b>Finish Line Judge</b>	RUS	ROMANOVA Marina	<b>Boat Control</b>	LTU	GALDIKAS Virmantas
<b>Course Umpire</b>	BLR	KILKOV Yuriy	<b>Chief Official</b>	NED	MULLER Ely









<b>Weather Conditions</b>	Air Temperature:	10.0°C	Wind Speed:	11.0 / 11.0 m/s	Wind Direction: 
	Water Temperature:	12.0°C	Conditions:	Cloudy	
	Humidity:	93.0%			

Legend:

QF	Qualified for final	QS	Qualified for semifinal	??	Not clear	X	Eliminated
°C	Degree celsius	m/s	Metres per second				


## RESULTS K1 500m MEN WED 29 AUG 2012

## K1 500m M H1 Race 10

Rank	Boat	NOC	BIB	Name	250m	500m	Q
1	BLR		13	MIADZVEDZEU Pavel	49.62 (2)	1:40.510 (1) 50.890 (1)	QF
					1.52		
2	FRA		48	BURGER Guillaume	48.10 (1)	1:41.350 (2) 53.250 (4) 0.840	QF
3	HUN		57	FULOP Akos Gyozo	51.44 (4)	1:44.010 (3) 52.570 (2) 3.34 3.500	QF
4	BRA		22	ALVES Joao Fernando Arruda Motta	51.59 (5)	1:45.190 (4) 53.600 (6) 3.49 4.680	QS
5	KGZ		91	BONDAR Maksim	53.65 (7)	1:46.930 (5) 53.280 (5) 5.55 6.420	QS
6	JPN		81	SASAKI Takehiko	54.37 (8)	1:47.210 (6) 52.840 (3) 6.27 6.700	QS
7	KAZ		84	DMITRIYEV Denis	51.26 (3)	1:49.720 (7) 58.460 (8) 3.16 9.210	QS
8	AUS		2	MURPHY Aaron	53.50 (6)	1:50.360 (8) 56.860 (7) 5.40 9.850	X

**Progression** 1-3 FIN, 4-7 + 8th B.T. TO SF

<b>Starter</b>	BLR	SHABLIKA Sergey	<b>Course Umpire</b>	BLR	CHUCHKIVICH Yevgeniy
<b>Finish line</b>	RUS	ROMANOVA Marina	<b>Boat Control</b>	LTU	GLADIKAS Virmantas
<b>Course Umpire</b>	LTU	RAZUNAS Saulis	<b>Chief Official</b>	NED	MULLER Eily

<b>Weather Conditions</b>	Air Temperature:	25.0°C	Wind Speed:	3.0 / 3.0 m/s	Wind Direction: 
	Water Temperature:	12.6°C	Conditions:	Sunny with a few clouds	
	Humidity:	29.0%			

**Legend:**

QF	Qualified for final	QS	Qualified for semifinal	??	Not clear	X	Eliminated
°C	Degree celsius	m/s	Metres per second				


## RESULTS K1 500m MEN WED 29 AUG 2012

## K1 500m M H2 Race 11

Rank	Boat	NOC	BIB	Name	250m	500m	Q
1		<b>RUS</b>		146 LYPUNOV Kirill	49.38 (1)	1:39.330 (1) 49.950 (1)	QF
2		<b>POL</b>		122 ROSOLSKI Pawel	50.84 (5)	1:41.510 (2) 50.670 (2) 1.46 2.180	QF
3		<b>ITA</b>		70 CECCIHINI Carlo	50.11 (3)	1:42.070 (3) 51.960 (3) 0.73 2.740	QF
4		<b>LTU</b>		96 OLIJNIK Andrej	50.60 (4)	1:42.830 (4) 52.230 (4) 1.22 3.500	QS
5		<b>UZB</b>		177 IBRAGIMOV Villiam	50.02 (2)	1:43.790 (5) 53.770 (6) 0.64 4.460	QS
6		<b>CYP</b>		26 DIAMANTIS Andreas	52.97 (7)	1:46.670 (6) 53.700 (5) 3.59 7.340	QS
7		<b>CZE</b>		38 VOLTR Tomas	52.88 (6)	1:48.180 (7) 55.300 (7) 3.50 8.850	QS
8		<b>SRB</b>		161 JOVANOV Pavle		1:48.240 (8) 8.910	X

**Progression** 1-3 FIN, 4-7 + 8th B.T. TO SF

<b>Starter</b>	BLR	SHABLIKA Sergey	<b>Course Umpire</b>	RUS	TRIDRIKH Rostislav
<b>Finish Line Judge</b>	RUS	ROMANOVA Marina	<b>Boat Control</b>	LTU	GLADIKAS Virmantas
<b>Course Umpire</b>	BLR	KILKOV Yuriy	<b>Chief Official</b>	NED	MULLER Elly

<b>Weather Conditions</b>	Air Temperature:	25.0°C	Wind Speed:	3.0 / 3.0 m/s	Wind Direction: 
	Water Temperature:	18.0°C	Conditions:	Sunny with a few clouds	
	Humidity:	29.0%			








**Legend:**

QF	Qualified for final	QS	Qualified for semifinal	??	Not clear	X	Eliminated
°C	Degree celsius	m/s	Metres per second				



**RESULTS**  
**K1 500m MEN**  
WED 29 AUG 2012

**K1 500m M**  
**SF1**  
**Race 14**

Rank	Boat	NOC	BIB	Name	250m	500m	Q
1		 <b>UZB</b>	177	IBRAGIMOV Villiam		1:43.980 (1)	QF
2		 <b>LTU</b>	96	OLIJNIK Andrej	51.57 (2)	1:44.040 (2) 52.470 (2)	QF
					0.26	0.060	
3		 <b>CYP</b>	26	DIAMANTIS Andreas	52.61 (4)	1:44.580 (3) 51.970 (1)	QF
					1.30	0.600	
4		 <b>SRB</b>	161	JOVANOV Pavle	51.31 (1)	1:46.140 (4) 54.830 (4) 2.160	X
5		 <b>BRA</b>	22	ALVES Joao Fernando Arruda Motta	52.70 (5)	1:46.380 (5) 53.680 (3)	X
					1.39	2.400	
6		 <b>CZE</b>	38	VOLTR Tomas		1:46.490 (6) 2.510	X
7		 <b>KGZ</b>	91	BONDAR Maksim	51.92 (3)	1:46.910 (7) 54.990 (5)	X
					0.61	2.930	
8		 <b>KAZ</b>	84	DMITRIYEV Denis	53.33 (6)	1:49.150 (8) 55.820 (6)	X
					2.02	5.170	
9		 <b>JPN</b>	81	SASAKI Takehiko		1:51.220 (9) 7.240	X

**Progression** 1-3 FIN, REST OUT

<b>Starter</b>	BLR	SHABLIKA Sergey	<b>Course Umpire</b>	RUS	TRIDRIKH Rostislav
<b>Finish Line Judge</b>	RUS	ROMANOVA Marina	<b>Boat control</b>	LTU	GLADIKAS Virmantas
<b>Course Umpire</b>	BLR	KILKOV Yuriy	<b>Chief Official</b>	NED	MULLER Eily

<b>Weather Conditions</b>	Air Temperature:		Wind Speed:	/ m/s	
	Water Temperature:		Conditions:		
	Humidity:				

**Legend:**


QF	Qualified for final	QS	Qualified for semifinal	??	Not clear	X	Eliminated
°C	Degree celsius	m/s	Metres per second				

## RESULTS K1 500m MEN FRI 31 AUG 2012

## K1 500m M FA Race 33

Rank	Lane	NOC	BIB	Name	250m	500m	Q
1	4	RUS	146	LYPUNOV Kirill	1:00.72 (5)	2:02.690 (1)	
						1:01.970 (1)	
					2.46		
2	5	BLR	13	MIADZVEDZEU Pavel	59.92 (2)	2:03.800 (2)	
						1:03.880 (2)	
					1.66	1.110	
3	3	FRA	48	BURGER Guillaume	1:00.42 (3)	2:05.730 (3)	
						1:05.310 (4)	
					2.16	3.040	
4	8	UZB	177	IBRAGIMOV Villiam	58.26 (1)	2:06.790 (4)	
						1:08.530 (6)	
						4.100	
5	9	CYP	26	DIAMANTIS Andreas	1:02.12 (7)	2:06.990 (5)	
						1:04.870 (3)	
					3.86	4.300	
6	1	LTU	96	OLIJNIK Andrej	1:04.21 (9)	2:09.550 (6)	
						1:05.340 (5)	
					5.95	6.860	
7	6	POL	122	ROSOLSKI Rafal	1:01.00 (6)	2:09.740 (7)	
						1:08.740 (7)	
					2.74	7.050	
8	7	HUN	57	FULOP Akos Gyozo	1:00.61 (4)	2:12.210 (8)	
						1:11.600 (8)	
					2.35	9.520	
9	2	ITA	70	CECCHINI Carlo	1:02.17 (8)	2:17.920 (9)	
						1:15.750 (9)	
					3.91	15.230	

Starter	BLR	SHABLIKA Sergey	Course Umpire	BLR	CHUCKKIVICH Yevgeniy
Finish Line Judge	RUS	ROMANOVA Marina	Boat Control	LTU	GLADIKAS Virmantas
Course Umpire	LTU	RAZUNAS Saulis	Chief Official	NED	MULLER Ely

Weather Conditions	Air Temperature:	10.0°C	Wind Speed:	11.0 / 11.0 m/s	Wind Direction: 
	Water Temperature:	12.0°C	Conditions:	Cloudy	
	Humidity:	93.0%			

Legend:

QF	Qualified for final	QS	Qualified for semifinal	??	Not clear	X	Eliminated
°C	Degree celsius	m/s	Metres per second				



## RESULTS K1 1000m MEN WED 29 AUG 2012

## K1 1000m M H1 Race 1

Rank	Boat	NOC	BIB	Name	250m	500m	750m	1000m	Q
1		<b>POL</b>		118 OLSZEWSKI Tomasz	52.24 (3)	1:43.12 (1) 50.88 (1)	2:39.85 (1) 56.73 (1)	3:36.300 (1) 56.450 (2)	QF
					1.40				
2		<b>ITA</b>		70 CECCIHINI Carlo	50.84 (1)	1:44.55 (3) 53.71 (3)	2:45.78 (3) 1:01.23 (4)	3:38.710 (2) 52.930 (1)	QF
						1.43	5.93	2.410	
3		<b>HUN</b>		55 CSASZAR Gergely	51.96 (2)	1:44.38 (2) 52.42 (2)		3:39.770 (3)	QF
					1.12	1.26		3.470	
4		<b>RUS</b>		145 LITOVKA Vladislav	52.95 (4)	1:48.01 (4) 55.06 (5)	2:44.91 (2) 56.90 (2)	3:44.910 (4) 1:00.000 (4)	QS
					2.11	4.89	5.06	8.610	
5		<b>CZE</b>		32 MLADEK Jiri	53.82 (6)	1:48.41 (5) 54.59 (4)		3:46.830 (5)	QS
					2.98	5.29		10.530	
6		<b>CYP</b>		26 DIAMANTIS Andreas	53.14 (5)	1:48.50 (6) 55.36 (6)	2:49.47 (4) 1:00.97 (3)	3:49.830 (6) 1:00.360 (5)	QS
					2.30	5.38	9.62	13.530	
7		<b>KGZ</b>		93 PAROL Aleksandr	55.66 (7)	1:53.49 (7) 57.83 (7)	2:55.89 (5) 1:02.40 (5)	3:52.840 (7) 56.950 (3)	QS
					4.82	10.37	16.04	16.540	

**Progression** 1-3 FIN, 4-7 + 8th B.T. TO SF

--	--	--	--

<b>Weather Conditions</b>	Air Temperature:	18.0°C	Wind Speed:	4.0 / 4.0 m/s	FINISH START	
	Water Temperature:	18.0°C	Conditions:	Sun		Wind Direction:
	Humidity:	80.0%				

Legend:


QF	Qualified for final	QS	Qualified for semifinal	??	Not clear	X	Eliminated
°C	Degree celsius	m/s	Metres per second				

## RESULTS K1 1000m MEN WED 29 AUG 2012

## K1 1000m M H2 Race 2

Rank	Boat	NOC	BIB	Name	250m	500m	750m	1000m	Q
1	LTU		178	NEKRIOSIUS Ricardas	52.57 (2)	1:46.26 (1) 53.69 (1)	2:43.85 (1) 57.59 (1)	3:40.910 (1) 57.060 (1)	QF
					1.74				
2	FRA		49	CRESSOL Alexandre	50.83 (1)	1:47.50 (3) 56.67 (4)	2:46.19 (2) 58.69 (2)	3:43.500 (2) 57.310 (2)	QF
						1.24	2.34	2.590	
3	UZB		177	IBRAGIMOV Villiam	53.08 (4)	1:47.41 (2) 54.33 (2)	2:46.30 (3) 58.89 (3)	3:44.500 (3) 58.200 (3)	QF
					2.25	1.15	2.45	3.590	
4	BRA		22	ALVES Joao Fernando Arruda Motta	52.73 (3)	1:49.11 (4) 56.38 (3)	2:48.60 (4) 59.49 (4)	3:50.120 (4) 1:01.520 (5)	QS
					1.90	2.85	4.75	9.210	
5	KAZ		84	DMITRIYEV Denis	53.17 (5)	1:49.98 (5) 56.81 (5)	2:50.90 (5) 1:00.92 (5)	3:52.970 (5) 1:02.070 (6)	QS
					2.34	3.72	7.05	12.060	
6	AUS		3	MURPHY Jack	54.99 (7)	1:54.46 (7) 59.47 (7)	2:55.75 (7) 1:01.29 (6)	3:55.940 (6) 1:00.190 (4)	QS
					4.16	8.20	11.90	15.030	
7	SRB		161	JOVANOVIĆ Pavle	53.35 (6)	1:50.85 (6) 57.50 (6)	2:55.33 (6) 1:04.48 (7)	4:05.540 (7) 1:10.210 (7)	QS
					2.52	4.59	11.48	24.630	

**Progression** 1-3 FIN, 4-7 + 8th B.T. TO SF


<b>Weather Conditions</b>	Air Temperature:	23.2°C	Wind Speed:	3.4 / 2.5 m/s	Wind Direction: 
	Water Temperature:	12.6°C	Conditions:	Sunny with a few clouds	
	Humidity:	73.9%			

Legend:


QF	Qualified for final	QS	Qualified for semifinal	??	Not clear	X	Eliminated
°C	Degree celsius	m/s	Metres per second				

## RESULTS K1 1000m MEN THU 30 AUG 2012

## K1 1000m M FA Race 16

Rank	Lane	NOC	BIB	Name	250m	500m	750m	1000m	Q
1	5	<b>POL</b>		118 OLSZEWSKI Tomasz	52.08 (4)	1:44.01 (1) 51.93 (1)	2:39.11 (1) 55.10 (4)	3:31.460 (1) 52.350 (3)	
					1.81				
2	7	<b>HUN</b>		55 CSASZAR Gergely	51.99 (3)	1:46.31 (3) 54.32 (3)	2:40.53 (3) 54.22 (2)	3:32.430 (2) 51.900 (2)	
					1.72	2.30	1.42	0.970	
3	4	<b>LTU</b>		178 NEKRISIUS Ricardas	52.40 (5)	1:44.82 (2) 52.42 (2)	2:39.90 (2) 55.08 (3)	3:35.180 (3) 55.280 (7)	
					2.13	0.81	0.79	3.720	
4	3	<b>ITA</b>		70 CECCIHINI Carlo	51.63 (2)	1:47.18 (5) 55.55 (5)	2:42.43 (4) 55.25 (5)	3:36.250 (4) 53.820 (4)	
					1.36	3.17	3.32	4.790	
5	8	<b>RUS</b>		145 LITOVKA Vladislav	52.73 (6)	1:50.05 (8) 57.32 (8)	2:46.38 (8) 56.33 (7)	3:36.460 (5) 50.080 (1)	
					2.46	6.04	7.27	5.000	
6	6	<b>FRA</b>		49 CRESSOL Alexandre	50.27 (1)	1:46.44 (4) 56.17 (7)	2:43.95 (6) 57.51 (8)	3:39.270 (6) 55.320 (8)	
						2.43	4.84	7.810	
7	1	<b>CYP</b>		26 DIAMANTIS Andreas	54.31 (9)	1:49.08 (7) 54.77 (4)	2:45.39 (7) 56.31 (6)	3:39.900 (7) 54.510(=5)	
					4.04	5.07	6.28	8.440	
8	9	<b>CZE</b>		32 MLADEK Jiri	53.30 (8)	1:51.24 (9) 57.94 (9)	2:42.62 (5) 51.38 (1)	3:41.420 (8) 58.800 (9)	
					3.03	7.23	3.51	9.960	
9	2	<b>UZB</b>		177 IBRAGIMOV Villiam	53.01 (7)	1:48.78 (6) 55.77 (6)	2:49.43 (9) 1:00.65 (9)	3:43.940 (9) 54.510(=5)	
					2.74	4.77	10.32	12.480	

<b>Starter</b>	BLR	SHABLIKA Sergey	<b>Course Umpire</b>	BLR	CHUCHKIVICH Yevgeniy
<b>Finish Line Judge</b>	RUS	FEDOROVA Aleksandra	<b>Boat Control</b>	LTU	GLADIKAS Virmantas
<b>Course Umpire</b>	LTU	RAZUNAS Saulis	<b>Chief Official</b>	NED	MULLER Ely

<b>Weather Conditions</b>	Air Temperature:	16.0°C	Wind Speed:	3.0 / 3.0 m/s	Wind Direction: 
	Water Temperature:	16.0°C	Conditions:	Rain	
	Humidity:	91.0%			

**Legend:**

QF	Qualified for final	QS	Qualified for semifinal	??	Not clear	X	Eliminated
°C	Degree celsius	m/s	Metres per second				


## RESULTS C1 200m MEN FRI 31 AUG 2012

## C1 200m M FA Race 42

Rank	Lane	NOC	BIB	Name	200m	q
1	9	BLR 	10	KOZYR Artsem	46.44 (1)	(1)
2	4	RUS 	144	LIPKIN Nikolay	46.90 (2)	(1)
					0.46	
3	8	POL 	112	KRUK Mariusz	47.29 (3)	(1)
					0.85	
4	7	CZE 	28	EGERMAIER Martin	48.08 (4)	(1)
					1.64	
5	6	FRA 	51	SIMART Pierre	48.43 (5)	(1)
					1.99	
6	2	MDA 	97	ANDRIES Alexandru	48.55 (6)	(1)
					2.11	
7	1	KAZ 	89	SAFRONOV Yevgeniy	50.53 (7)	(1)
					4.09	
8	5	JPN 	80	HASHIKI Suguru	52.77 (8)	(1)
					6.33	
9	3	HUN 	56	ERDOS Szilard	52.91 (9)	(1)
					6.47	

Progression	Final
-------------	-------

Starter	BLR	SHABLIKA Sergey	Course Umpire	RUS	TRIDRIKH Rostislav
Finish Line Judge	RUS	ROMANOVA Marina	Boat Control	LTU	GALDIKAS Virmantas
Course Umpire	BLR	KILKOV Yuriy	Chief Official	NED	MULLER Ely

Weather Conditions	Air Temperature:	10.0°C	Wind Speed:	11.0 / 11.0 m/s	Wind Direction: 
	Water Temperature:	12.0°C	Conditions:	Cloudy	
	Humidity:	93.0%			

Legend:


QF	Qualified for final	QS	Qualified for semifinal	??	Not clear	X	Eliminated
°C	Degree celsius	m/s	Metres per second				

## RESULTS C1 500m MEN FRI 31 AUG 2012

## C1 500m M FA Race 34

Rank	Lane	NOC	BIB	Name	250m	500m	Q
1	9	<b>FRA</b> 	47	BEUGNET Romain	1:03.06 (1)	2:10.940 (1) 1:07.880 (3)	
2	8	<b>HUN</b> 	59	KISS Tamas	1:05.99 (6)	2:11.190 (2) 1:05.200 (1)	
					2.93	0.250	
3	3	<b>RUS</b> 	151	SHELEGOV Oleg	1:04.48 (3)	2:12.170 (3) 1:07.690 (2)	
					1.42	1.230	
4	6	<b>MDA</b> 	102	RUSU Pavel	1:04.22 (2)	2:13.730 (4) 1:09.510 (5)	
					1.16	2.790	
5	4	<b>POL</b> 	112	KRUK Mariusz	1:04.89 (4)	2:16.390 (5) 1:11.500 (6)	
					1.83	5.450	
6	1	<b>KAZ</b> 	86	PETROV Vladimir	1:07.15 (7)	2:16.600 (6) 1:09.450 (4)	
					4.09	5.660	
7	2	<b>CZE</b> 	31	MISKOVSKI Radek	1:08.22 (9)	2:20.700 (7) 1:12.480 (7)	
					5.16	9.760	
8	7	<b>BLR</b> 	11	KUPRYIANOVICH Sjarhei	1:05.12 (5)	2:21.300 (8) 1:16.180 (9)	
					2.06	10.360	
9	5	<b>JPN</b> 	80	HASHIKI Suguru	1:07.32 (8)	2:22.110 (9) 1:14.790 (8)	
					4.26	11.170	

<b>Starter</b>	BLR	SHABLIKA Sergey	<b>Course Umpire</b>	RUS	TRIDRIKH Rostislav
<b>Finish Line Judge</b>	RUS	ROMANOVA Marina	<b>Boat Control</b>	LTU	GLADIKAS Virmantas
<b>Course Umpire</b>	BLR	KILKOV Yuriy	<b>Chief Official</b>	NED	MULLER Ely

<b>Weather Conditions</b>	Air Temperature:	10.0°C	Wind Speed:	11.0 / 11.0 m/s	Wind Direction: 
	Water Temperature:	12.0°C	Conditions:	Cloudy	
	Humidity:	93.0%			










Legend:

QF	Qualified for final	QS	Qualified for semifinal	??	Not clear	X	Eliminated
°C	Degree celsius	m/s	Metres per second				




## RESULTS C1 1000m MEN THU 30 AUG 2012

## C1 1000m M FA Race 18

Rank	Lane	NOC	BIB	Name	250m	500m	750m	1000m	Q
1	3	 HUN	59	KISS Tamas	56.52 (3)	1:54.77 (1) 58.25 (1)	2:55.81 (1) 1:01.04 (2)	3:55.910 (1) 1:00.100 (3)	
2	6	 KAZ	86	PETROV Vladimir	57.65 (7)	1:58.95 (5) 1:01.30 (4)	2:59.18 (3) 1:00.23 (1)	3:58.540 (2) 59.360 (1)	
3	2	 FRA	46	BART Adrein	56.14 (2)	1:57.35 (3) 1:01.21 (3)	2:59.85 (4) 1:02.50 (5)	3:59.460 (3) 59.610 (2)	
4	4	 RUS	150	PETROV Pavel	55.57 (1)	1:55.93 (2) 1:00.36 (2)	2:58.61 (2) 1:02.68 (6)	4:00.250 (4) 1:01.640 (5)	
5	5	 CZE	31	MISKOVSKI Radek	57.06 (5)	2:00.40 (8) 1:03.34 (8)	3:01.96 (6) 1:01.56 (3)	4:03.170 (5) 1:01.210 (4)	
6	9	 MDA	102	RUSU Pavel	57.91 (8)	1:59.86 (7) 1:01.95 (5)	3:01.66 (5) 1:01.80 (4)	4:04.070 (6) 1:02.410 (6)	
7	8	 POL	112	KRUK Mariusz	57.26 (6)	1:59.43 (6) 1:02.17 (7)	3:04.00 (8) 1:04.57 (8)	4:07.720 (7) 1:03.720 (7)	
8	7	 BLR	11	KUPRYIANOVICH Sjarhei	56.72 (4)	1:58.81 (4) 1:02.09 (6)	3:02.70 (7) 1:03.89 (7)	4:20.690 (8) 1:17.990 (9)	
9	1	 JPN	80	HASHIKI Suguru	59.88 (9)	2:03.53 (9) 1:03.65 (9)	3:14.27 (9) 1:10.74 (9)	4:21.290 (9) 1:07.020 (8)	

<b>Starter</b>	BLR	SHABLIKA Sergey	<b>Course Umpire</b>	RUS	SABIRZYANOV Nail
<b>Finish Line Judge</b>	RUS	ROMANOVA Marina	<b>Boat Control</b>	LTU	GLADIKAS Virmantas
<b>Course Umpire</b>	CZE	KOBLICOVA Nana	<b>Chief Official</b>	NED	MULLER Eily







<b>Weather Conditions</b>	Air Temperature:	16.0°C	Wind Speed:	3.0 / 3.0 m/s	Wind Direction: 
	Water Temperature:	16.0°C	Conditions:	Rain	
	Humidity:	91.0%			

**Legend:**

QF	Qualified for final	QS	Qualified for semifinal	??	Not clear	X	Eliminated
°C	Degree celsius	m/s	Metres per second				

## RESULTS K2 200m MEN THU 30 AUG 2012

## K2 200m M H1 Race 28

Rank	Lane	NOC	BIB	Name	200m		Q	
1	5	POL		121	PUTTO Dawid	33.06 (1)	(1)	QF
				129	SZYPULA Sebastian			
2	3	UKR		170	TOKARNYTSKYI Sergii	33.38 (2)	(1)	QF
				171	TRUNOV Igor			
3	4	HUN		60	SIK Marton	33.49 (3)	(1)	QF
				54	BOROS Gergely			
4	6	FRA		49	CRESSOL Alexandre	34.66 (4)	(1)	QS
				48	BURGER Guillaume			
5	7	BRA		24	RODRIGUES Joao Carlos	34.95 (5)	(1)	QS
				23	FERREIRA Michel			
6	8	MDA		103	SILOCI Igor	38.30 (6)	(1)	QS
				101	MUNTEAN Evghenii			
					5.24			

Progression	1-3 FIN, 4-7 + 8th B.T. TO SF
-------------	-------------------------------

Starter	BLR	SHABLIKA Sergey	Course Umpire	RUS	SABIRZYANOV Nail
Finish Line Judge	RUS	ROMANOVA Marina	Boat Control	LTU	GLADIKAS Virmantas
Course Umpire	CZE	KOBLICOVA Nana	Chief Official	NED	MULLER Elly







Weather Conditions	Air Temperature:		Wind Speed:	/ m/s
	Water Temperature:		Conditions:	
	Humidity:			

Legend:

QF	Qualified for final	QS	Qualified for semifinal	??	Not clear	X	Eliminated
°C	Degree celsius	m/s	Metres per second				

## RESULTS K2 200m MEN THU 30 AUG 2012

## K2 200m M H2 Race 29

Rank	Lane	NOC	BIB	Name	200m		Q
1	5	 RUS	146	LYPUNOV Kirill	33.41 (1)	(1)	QF
			149	NIKOLAEV Alexandr			
2	6	 BLR	9	KLIMOVICH Dzianis	33.66 (2)	(1)	QF
			8	KALOSKA Andrei			
					0.25		
3	8	 KAZ	88	RZAYEV Stanislav	34.75 (3)	(1)	QF
			85	LOBODA Artiyem			
					1.34		
4	3	 KGZ	93	PAROL Aleksandr	34.89 (4)	(1)	QS
			92	DOROFEEV Igor			
					1.48		
5	4	 ITA	68	BATTISTEL Enrico	35.13 (5)	(1)	QS
			73	DRESSINO Giulio			
					1.72		
6	7	 AUS	4	SPEER Samuel	36.60 (6)	(1)	QS
			1	DAWE Nicholas			
					3.19		

Progression	1-3 FIN, 4-7 + 8th B.T. TO SF
-------------	-------------------------------

Starter	BLR	SHABLIKA Sergey	Course Umpire	RUS	SABIRZYANOV Nail
Finish Line Judge	RUS	ROMANOVA Marina	Boat Control	LTU	GLADIKAS Virmantas
Course Umpire	CZE	KOBLICOVA Nana	Chief Official	NED	MULLER Elly







Weather Conditions	Air Temperature:		Wind Speed:	/ m/s
	Water Temperature:		Conditions:	
	Humidity:			

Legend:

QF	Qualified for final	QS	Qualified for semifinal	??	Not clear	X	Eliminated
°C	Degree celsius	m/s	Metres per second				


**RESULTS**  
**K2 200m MEN**  
THU 30 AUG 2012

**K2 200m M**  
**SF1**  
**Race 32**

Rank	Lane	NOC	BIB	Name	200m		Q	
1	5	FRA		49	CRESSOL Alexandre	34.10 (1)	(1)	QF
				48	BURGER Guillaume			
2	3	ITA		68	BATTISTEL Enrico	34.37 (2)	(1)	QF
				73	DRESSINO Giulio			
					0.27			
3	6	BRA		24	RODRIGUES Joao Carlos	34.49 (3)	(1)	QF
				23	FERREIRA Michel			
					0.39			
4	4	KGZ		93	PAROL Aleksandr	34.73 (4)	(1)	X
				92	DOROFEEV Igor			
					0.63			
5	7	AUS		4	SPEER Samuel	35.62 (5)	(1)	X
				1	DAWE Nicholas			
					1.52			
6	2	MDA		103	SILOCI Igor	38.03 (6)	(1)	X
				101	MUNTEAN Evghenii			
					3.93			

Progression 1-3 FIN, REST OUT

Starter	BLR	SHABLIKA Sergey	Course Umpire	BLR	CHUCHKIVICH Yevgeniy
Finish Line Judge	RUS	ROMANOVA Marina	Boat Control	LTU	GLADIKAS Virmantas
Course Umpire	LTU	RAZUNAS Saulis	Chief Official	NED	MULLER Elij

Weather Conditions	Air Temperature:	16.0°C	Wind Speed:	1.0 / 1.0 m/s	Wind Direction: 
	Water Temperature:	16.0°C	Conditions:	Rain	
	Humidity:	95.0%			

Legend:


QF	Qualified for final	QS	Qualified for semifinal	??	Not clear	X	Eliminated
°C	Degree celsius	m/s	Metres per second				

## RESULTS K2 200m MEN FRI 31 AUG 2012

## K2 200m M FA Race 43

Rank	Lane	NOC	BIB	Name	200m	q
1	5	 POL	121	PUTTO Dawid	36.71 (1)	(1)
			129	SZYPULA Sebastian		
2	7	 HUN	60	SIK Marton	37.19 (2)	(1)
			54	BOROS Gergely		
					0.48	
3	4	 RUS	146	LYPUNOV Kirill	37.44 (3)	(1)
			149	NIKOLAEV Alexandr		
					0.73	
4	3	 UKR	170	TOKARNYTSKYI Sergii	37.50 (4)	(1)
			171	TRUNOV Igor		
					0.79	
5	9	 BRA	24	RODRIGUES Joao Carlos	38.44 (5)	(1)
			23	FERREIRA Michel		
					1.73	
6	6	 BLR	9	KLIMOVICH Dzianis	38.63 (6)	(1)
			8	KALOSKA Andrei		
					1.92	
7	8	 FRA	49	CRESSOL Alexandre	39.44 (7)	(1)
			48	BURGER Guillaume		
					2.73	
8	1	 ITA	68	BATTISTEL Enrico	40.25 (8)	(1)
			73	DRESSINO Giulio		
					3.54	
9	2	 KAZ	88	RZAYEV Stanislav	40.48 (9)	(1)
			85	LOBODA Artyem		
					3.77	

<b>Starter</b>	BLR	SHABLIKA Sergey	<b>Course Umpire</b>	RUS	SABIRZYANOV Nail
<b>Finish Line Judge</b>	RUS	ROMANOVA Marina	<b>Boat Control</b>	LTU	GALDIKAS Virmantas
<b>Course Umpire</b>	CZE	KOBLICOVA Nana	<b>Chief Official</b>	NED	MULLER Elly

<b>Weather Conditions</b>	Air Temperature:	10.0°C	Wind Speed:	11.0 / 11.0 m/s	Wind Direction: 
	Water Temperature:	12.0°C	Conditions:	Cloudy	
	Humidity:	93.0%			








Legend:

QF	Qualified for final	QS	Qualified for semifinal	??	Not clear	X	Eliminated
°C	Degree celsius	m/s	Metres per second				




## RESULTS K2 500m MEN WED 29 AUG 2012

## K2 500m M H1 Race 12

Rank	Boat	NOC	BIB	Name	250m	500m	Q
1	UKR		170	TOKARNYTSKYI Sergii	44.75 (1)	1:31.710 (1)	QF
			171	TRUNOV Igor		46.960 (3)	
2	BRA		24	RODRIGUES Joao Carlos	46.26 (4)	1:31.970 (2)	QF
			23	FERREIRA Michel	1.51	45.710 (1)	
3	HUN		62	TOTH Attila Tas	46.18 (3)	1:33.080 (3)	QF
			61	SZOMOLANYI Mate	1.43	46.900 (2)	
4	KAZ		88	RZAYEV Stanislav		1:33.520 (4)	QS
			85	LOBODA Artyem		1.810	
5	MDA		99	COZLOV Victor	45.97 (2)	1:39.130 (5)	QS
			100	HALUPNEAC Veaceslav	1.22	53.160 (4)	
6	ITA		75	GNECCHI Alessandro	47.59 (5)	1:40.820 (6)	QS
			73	DRESSINO Giulio	2.84	53.230 (5)	
7	AUS		3	MURPHY Jack	47.67 (6)	1:44.110 (7)	QS
			2	MURPHY Aaron	2.92	56.440 (6)	

Progression 1-3 FIN, 4-7 + 8th B.T. TO SF

Starter	BLR	SHABLIKA Sergey	Course Umpire	RUS	SABIRZYANOV Nail
Finish Line Judge	RUS	ROMANOVA Marina	Boat Control	LTU	GLADIKAS Virmantas
Course Umpire	CZE	KOBLICOVA Nana	Chief Official	NED	MULLER Ely







Weather Conditions	Air Temperature:	25.0 °C	Wind Speed:	3.0 / 3.0 m/s	Wind Direction: 
	Water Temperature:	18.0 °C	Conditions:	Sunny with a few clouds	
	Humidity:	29.0%			

Legend:

QF	Qualified for final	QS	Qualified for semifinal	??	Not clear	X	Eliminated
°C	Degree celsius	m/s	Metres per second				


## RESULTS K2 500m MEN WED 29 AUG 2012

## K2 500m M H2 Race 13

Rank	Boat	NOC	BIB	Name	250m	500m	Q
1			139	BAK Igor	44.14 (1)	1:31.370 (1)	QF
			147	MAMUTOV Ruslan		47.230 (3)	
2			117	NICKOWSKI Marcin	45.70 (3)	1:31.810 (2)	QF
			113	KUJAWSKI Mariusz		46.110 (1)	
3			178	NEKRIOSIUS Ricardas	1.56	0.440	QF
			96	OLIJNIK Andrej	46.10 (4)	1:33.320 (3)	
4			49	CRESSOL Alexandre	1.96	1.950	QS
			48	BURGER Guillaume	44.53 (2)	1:33.340 (4)	
5			92	DOROFEEV Igor	0.39	1.970	QS
			93	PAROL Aleksandr	48.02 (6)	1:40.060 (5)	
6			32	MLADEK Jiri	3.88	8.690	QS
			33	NEMEC Tomas	46.22 (5)	1:44.550 (6)	
					2.08	13.180	

<b>Progression</b>	1-3 FIN, 4-7 + 8th B.T. TO SF
--------------------	-------------------------------

<b>Starter</b>	BLR	SHABLIKA Sergey	<b>Course Umpire</b>	BLR	CHUCHKIVICH Yevgeniy
<b>Finish Line Judge</b>	RUS	ROMANOVA Marina	<b>Boat Control</b>	LTU	GLADIKAS Virmantas
<b>Course Umpire</b>	LTU	RAZUNAS Saulis	<b>Chief Official</b>	NED	MULLER Elly








<b>Weather Conditions</b>	Air Temperature:	25.0°C	Wind Speed:	3.0 / 3.0 m/s	Wind Direction: 
	Water Temperature:	18.0°C	Conditions:	Sunny with a few clouds	
	Humidity:	29.0%			

**Legend:**

QF	Qualified for final	QS	Qualified for semifinal	??	Not clear	X	Eliminated
°C	Degree celsius	m/s	Metres per second				

## RESULTS K2 500m MEN WED 29 AUG 2012

## K2 500m M SF1 Race 15

Rank	Boat	NF Code	Bib	Name	250m	500m	Q
1		FRA		49	CRESSOL Alexandre	45.68 (1) 1:33.960 (1)	QF
				48	BURGER Guillaume	48.280 (2)	
2		KAZ		88	RZAYEV Stanislav	46.53 (3) 1:34.070 (2)	QF
				85	LOBODA Artyem	47.540 (1)	
3		ITA		75	GNECCHI Alessandro	0.85 0.110	QF
				73	DRESSINO Giulio	46.44 (2) 1:35.660 (3)	
4		KGZ		93	PAROL Aleksandr	49.220 (5)	X
				92	DOROFEEV Igor	48.340 (3)	
5		CZE		32	MLADEK Jiri	2.46 2.520	X
				33	NEMEC Tomas	47.74 (5) 1:36.520 (5)	
6		MDA		99	COZLOV Victor	48.780 (4)	X
				100	HALUPNEAC Veaceslav	2.06 2.560	
7		AUS		3	MURPHY Jack	47.48 (4) 1:38.190 (6)	X
				2	MURPHY Aaron	50.710 (7)	
					1.80 4.230		
					48.95 (7) 1:39.110 (7)		
					3.27 5.150		

Progression 1-3 FIN, REST OUT

Starter	BLR	SHABLIKA Sergey	Course Umpire	RUS	SABIRZANOV Nail
Finish Line Judge	RUS	ROMANOVA Marina	Boat Control	LTU	GLADIKAS Virmantas
Course Umpire	CZE	KOBLICOVA Nana	Chief Official	NED	MULLER Ely

Weather Conditions	Air Temperature:		Wind Speed:	/ m/s
	Water Temperature:		Conditions:	
	Humidity:			

Legend:


QF	Qualified for final	QS	Qualified for semifinal	??	Not clear	X	Eliminated
°C	Degree celsius	m/s	Metres per second				

## RESULTS K2 500m MEN FRI 31 AUG 2012

**K2 500m M**  
**FA**  
**Race 36**

Rank	Lane	NOC	BIB	Name	250m	500m	Q
1	6		117	NICKOWSKI Marcin	48.93 (1)	1:43.080 (1)	
			113	KUJAWSKI Mariusz		54.150 (4)	
2	4		139	BAK Igor	51.75 (4)	1:44.320 (2)	
			147	MAMUTOV Ruslan		52.570 (1)	
					2.82	1.240	
3	5		170	TOKARNYTSKYI Sergii	52.10 (5)	1:44.830 (3)	
			171	TRUNOV Igor		52.730 (2)	
					3.17	1.750	
4	2		178	NEKRIOSIUS Ricardas	52.11 (6)	1:44.950 (4)	
			96	OLIJNIK Andrej		52.840 (3)	
					3.18	1.870	
5	3		24	RODRIGUES Joao Carlos	51.15 (3)	1:47.190 (5)	
			23	FERREIRA Michel		56.040 (6)	
					2.22	4.110	
6	7		62	TOTH Attila Tas	50.40 (2)	1:48.280 (6)	
			61	SZOMOLANYI Mate		57.880 (8)	
					1.47	5.200	
7	8		49	GRESSOL Alexandre	52.30 (7)	1:48.420 (7)	
			48	BURGER Guillaume		56.120 (7)	
					3.37	5.340	
8	1		88	RZAYEV Stanislav	54.22 (9)	1:50.080 (8)	
			85	LOBODA Artiyem		55.860 (5)	
					5.29	7.000	
9	9		75	GNECCHI Alessandro	53.65 (8)	1:52.010 (9)	
			73	DRESSINO Giulio		58.360 (9)	
					4.72	8.930	

<b>Starter</b>	BLR	SHABLIKA Sergey	<b>Course Umpire</b>	BLR	CHUCHKIVICH Yevgeniy
<b>Finish Line Judge</b>	RUS	ROMANOVA Marina	<b>Boat Control</b>	LTU	GALDIKAS Virmantas
<b>Course Umpire</b>	LTU	RAZUNAS Saulis	<b>Chief Official</b>	NED	MULLER Ely

<b>Weather Conditions</b>	Air Temperature:	10.0 °C	Wind Speed:	11.0 / 11.0 m/s	Wind Direction: 
	Water Temperature:	12.0 °C	Conditions:	Cloudy	
	Humidity:	93.0%			

**Legend:**

QF	Qualified for final	QS	Qualified for semifinal	??	Not clear	X	Eliminated
°C	Degree celsius	m/s	Metres per second				


## RESULTS K2 1000m MEN THU 30 AUG 2012

## K2 1000m M FA Race 19

Rank	Lane	NOC	BIB	Name	250m	500m	750m	1000m	Q
1	4	 <b>POL</b>	108	FLORCZAK Pawel				3:14.700 (1)	
			122	ROSOLSKI Rafal					
2	8	 <b>LTU</b>	178	NEKRIOSIUS Ricardas				3:17.700 (2)	
			96	OLIJNIK Andrej				3.000	
3	3	 <b>HUN</b>	62	TOTH Attila Tas				3:18.680 (3)	
			58	HASASNOVIC David				3.980	
4	7	 <b>BRA</b>	24	RODRIGUES Joao Carlos				3:19.170 (4)	
			23	FERREIRA Michel				4.470	
5	6	 <b>RUS</b>	141	DUZ Sergey				3:24.710 (5)	
			140	CHERVOV Nikolay				10.010	
6	5	 <b>MDA</b>	99	COZLOV Victor				3:27.580 (6)	
			100	HALUPNEAC Veaceslav				12.880	
7	9	 <b>KAZ</b>	88	RZAYEV Stanislav				3:28.300 (7)	
			85	LOBODA Artiyem				13.600	
8	1	 <b>ITA</b>	75	GNECCHI Alessandro				3:29.290 (8)	
			74	GIANNINI Lorenzo				14.590	
9	2	 <b>AUS</b>	4	SPEER Samuel				3:40.340 (9)	
			1	DAWE Nicholas				25.640	

Progression	Final
-------------	-------

<b>Starter</b>	BLR	SHABLIKA Sergey	<b>Course Umpire</b>	BLR	CHUCHKIVICH Yevgeniy
<b>Finish Line Judge</b>	RUS	ROMANOVA Marina	<b>Boat Control</b>	LTU	GLADIKAS Virmantas
<b>Course Umpire</b>	LTU	RAZUNAS Saulis	<b>Chief Official</b>	NED	MULLER Eily

<b>Weather Conditions</b>	Air Temperature:	16.0°C	Wind Speed:	3.0 / 3.0 m/s	Wind Direction: 
	Water Temperature:	16.0°C	Conditions:	Rain	
	Humidity:	91.0%			








**Legend:**

<b>QF</b>	Qualified for final	<b>QS</b>	Qualified for semifinal	??	Not clear	X	Eliminated
°C	Degree celsius	m/s	Metres per second				



**RESULTS**  
**C2 200m MEN**  
FRI 31 AUG 2012

**C2 200m M**  
**FA**  
**Race 45**

Rank	Lane	NOC	BIB	Name	200m	Q
1	8	 RUS	150	PETROV Pavel	41.98 (1)	(1)
			144	LIPKIN Nikolay		
2	7	 POL	120	POSPIECH Tomasz	44.22 (2)	(1)
			123	RUSZYNSKI Mariusz		
					2.24	
3	3	 UKR	172	VANDIUK Yurii	44.44 (3)	(1)
			166	RYBACHOK Andrii		
					2.46	
4	2	 MDA	98	CHIRILA Vasile	44.58 (4)	(1)
			104	TURCAN Andrei		
					2.60	
5	4	 CZE	28	EGERMAIER Martin	44.89 (5)	(1)
			29	JANDA Tomas		
					2.91	
6	6	 BLR	19	RYBAK Aliaksei	45.59 (6)	(1)
			14	MISACHENKA Andrei		
					3.61	
7	5	 HUN	56	ERDOS Szilard	46.04 (7)	(1)
			63	VOROS Balazs		
					4.06	

Starter	BLR	SHABLIKA Sergey	Course Umpire	RUS	SABIRZYANOV Nail
Finish Line Judge	RUS	ROMANOVA Marina	Boat Control	LTU	GALDIKAS Virmantas
Course umpire	CZE	KOBLICOVA Nana	Chief Official	NED	MULLER Elly








Weather Conditions	Air Temperature:	Wind Speed:	/ m/s
	Water Temperature:	Conditions:	
	Humidity:		

Legend:


QF	Qualified for final	QS	Qualified for semifinal	??	Not clear	X	Eliminated
°C	Degree celsius	m/s	Metres per second				

## RESULTS C2 500m MEN FRI 31 AUG 2012

## C2 500m M FA Race 37

Rank	Lane	NOC	BIB	Name	250m	500m	Q
1	8	UKR		173 VERHELES Vitaliy	59.17 (1)	2:01.110 (1)	
				164 KAMERYLOV Denys		1:01.940 (2)	
2	5	BLR		16 PRYVOLKIN Siarheu	1:00.13 (2)	2:02.170 (2)	
				18 REUT Dzianis		1:02.040 (3)	
					0.96	1.060	
3	2	MDA		102 RUSU Pavel	1:02.54 (5)	2:02.830 (3)	
				104 TURCAN Andrei		1:00.290 (1)	
					3.37	1.720	
4	7	RUS		154 USMAEV Sergey	1:00.87 (3)	2:04.670 (4)	
				152 SLOVIKOV Ivan		1:03.800 (4)	
					1.70	3.560	
5	6	POL		109 HERTEL Michal	1:01.83 (4)	2:07.350 (5)	
				111 KOZBIAL Jakub		1:05.520 (6)	
					2.66	6.240	
6	3	FRA		47 BEUGNET Romain	1:03.13 (6)	2:08.050 (6)	
				46 BART Adrein		1:04.920 (5)	
					3.96	6.940	
7	4	HUN		63 VOROS Balazs	1:04.25 (7)	2:13.610 (7)	
				53 BALLER Tamas		1:09.360 (7)	
					5.08	12.500	

<b>Starter</b>	BLR	SHABLIKA Sergey	<b>Course Umpire</b>	RUS	TRIDRIKH Rostislav
<b>Finish Line Judge</b>	RUS	ROMANOVA Marina	<b>Boat Control</b>	LTU	GALDIKAS Virmantas
<b>Course Umpire</b>	BLR	KILKOV Yuriy	<b>Chief Official</b>	NED	MULLER Eily

<b>Weather Conditions</b>	Air Temperature:	10.0°C	Wind Speed:	11.0 / 11.0 m/s	Wind Direction: 
	Water Temperature:	12.0°C	Conditions:	Cloudy	
	Humidity:	93.0%			

Legend:

QF	Qualified for final	QS	Qualified for semifinal	??	Not clear	X	Eliminated
°C	Degree celsius	m/s	Metres per second				


## RESULTS C2 1000m MEN THU 30 AUG 2012

## C2 1000m M FA Race 20

Rank	Lane	NOC	BIB	Name	250m	500m	750m	1000m	Q
1	3	UKR		172 VANDIUK Yuri	52.64 (2)	1:48.88 (1)	2:46.63 (1)	3:42.030 (1)	
				166 RYBACHOK Andrii		56.24 (1)	57.75 (3)	55.400 (3)	
					0.16				
2	5	POL		110 KAMINSKI Mateusz	53.57 (3)	1:50.28 (3)	2:47.59 (2)	3:43.360 (2)	
				119 PLAWSKI Bartosz		56.71 (2)	57.31 (2)	55.770 (4)	
					1.09	1.40	0.96	1.330	
3	7	BLR		15 PIVAVAR Dzmitry	54.88 (4)	1:52.42 (4)	2:50.38 (4)	3:44.580 (3)	
				14 MISACHENKA Andrei		57.54 (4)	57.96 (4)	54.200 (2)	
					2.40	3.54	3.75	2.550	
4	6	RUS		154 USMAEV Sergey	52.48 (1)	1:49.88 (2)	2:54.73 (6)	3:47.030 (4)	
				152 SLOVIKOV Ivan		57.40 (3)	1:04.85 (7)	52.300 (1)	
						1.00	8.10	5.000	
5	8	MDA		98 CHIRILA Vasile	55.55 (6)	1:54.53 (6)	2:53.49 (5)	3:51.600 (5)	
				104 TURCAN Andrei		58.98 (7)	58.96 (5)	58.110 (5)	
					3.07	5.65	6.86	9.570	
6	4	HUN		63 VOROS Balazs	55.25 (5)	1:53.35 (5)	2:49.13 (3)	3:56.870 (6)	
				53 BALLER Tamas		58.10 (5)	55.78 (1)	1:07.740 (7)	
					2.77	4.47	2.50	14.840	
7	2	FRA		47 BEUGNET Romain	55.95 (7)	1:54.91 (7)	2:58.54 (7)	4:02.790 (7)	
				46 BART Adrein		58.96 (6)	1:03.63 (6)	1:04.250 (6)	
					3.47	6.03	11.91	20.760	

Progression	Final
-------------	-------

Starter	BLR	SHABLIKA Sergey	Course Umpire	RUS	TRIDRIKH Rostislav
Finish Line Judge	RUS	ROMANOVA Marina	Boat Control	LTU	GLADIKAS Virmantas
Course Umpire	BLR	KILKOV Yuriy	Chief Official	NED	MULLER Elly

Weather Conditions	Air Temperature:	16.0°C	Wind Speed:	3.0 / 3.0 m/s		FINISH  START
	Water Temperature:	16.0°C	Conditions:	Rain		
	Humidity:	91.0%				

Legend:

QF	Qualified for final	QS	Qualified for semifinal	??	Not clear	X	Eliminated
°C	Degree celsius	m/s	Metres per second				

**RESULTS**  
**K4 200m MEN**  
FRI 31 AUG 2012

**K4 200m M**  
**FA**  
**Race 46**

Rank	Lane	NOC	BIB	Name	200m	Q
1	1	<b>POL</b>		129 SZYPULA Sebastian 106 BLEKA Gizerorz 116 MAZUR Piotr 121 PUTTO Dawid	34.51 (1)	(1)
2	4	<b>HUN</b>		60 SIK Marton 55 CSASZAR Gergely 61 SZOMOLANYI Mate 54 BOROS Gergely	35.05 (2)	(1)
3	2	<b>RUS</b>		146 LYPUNOV Kirill 149 NIKOLAEV Alexandr 139 BAK Igor 155 ZHESTKOV Oleg	35.23 (3)	(1)
4	6	<b>UKR</b>		168 SKORYK Roman 165 MALYI Anatolii 174 ZELNYCHENKO Vasyl 163 BORZUKOV Dmytro	35.95 (4)	(1)
5	3	<b>ITA</b>		71 CECCIHINI Riccardo 76 MAIMIERI Giacomo 69 BUONFIGLIO Marco 70 CECCIHINI Carlo	37.13 (5)	(1)
6	5	<b>CZE</b>		32 MLADEK Jiri 38 VOLTR Tomas 33 NEMEC Tomas 35 RITCHER Martin	37.56 (6)	(1)
7	8	<b>MDA</b>		99 COZLOV Victor 100 HALUPNEAC Veaceslav 103 SILOCI Igor 101 MUNTEAN Evghenii	37.96 (7)	(1)
8	7	<b>AUS</b>		4 SPEER Samuel 1 DAWE Nicholas 2 MURPHY Aaron 3 MURPHY Jack	39.45 (8)	(1)

Progression	Final
-------------	-------

Starter	BLR	SHABLIKA Sergey	Course Umpire	RUS	SABIRZANOV Nail
Finish Line Judge	RUS	ROMANOVA Marina	Boat Control	LTU	GALDIKAS Virmantas
Course Umpire	CZE	KOBLICOVA Nana	Chief Official	NED	MULLER Elly



Weather Conditions	Air Temperature:		Wind Speed:	/ m/s
	Water Temperature:		Conditions:	
	Humidity:			

Legend:

QF	Qualified for final	QS	Qualified for semifinal	??	Not clear	X	Eliminated
°C	Degree celsius	m/s	Metres per second				


**RESULTS**  
**K4 500m MEN**  
FRI 31 AUG 2012

**K4 500m M**  
**FA**  
**Race 38**

Rank	Lane	NOC	BIB	Name	250m	500m	Q
1	5		13	MIADZVEDZEU Pavel	45.18 (2)	1:31.280 (1)	
			9	KLIMOVICH Dzianis		46.100 (1)	
			8	KALOSKA Andrei	0.84		
			7	BIALKO Vitaliy			
2	8		141	DUZ Sergey	44.34 (1)	1:31.460 (2)	
			139	BAK Igor		47.120 (3)	
			147	MAMUTOV Ruslan		0.180	
			155	ZHESTKOV Oleg			
3	7		127	SZANDRACH Pawel	45.57 (3)	1:32.470 (3)	
			106	BLEKA Gizerorz		46.900 (2)	
			129	SZYPULA Sebastian	1.23	1.190	
			121	PUTTO Dawid			
4	1		168	SKORYK Roman	46.49 (5)	1:35.370 (4)	
			165	MALYI Anatolii		48.880 (4)	
			174	ZELNYCHENKO Vasyl	2.15	4.090	
			163	BORZUKOV Dmytro			
5	2		62	TOTH Attila Tas	47.45 (6)	1:36.830 (5)	
			58	HASASNOVIC David		49.380 (6)	
			57	FULOP Akos Gyozo	3.11	5.550	
			61	SZOMOLANYI Mate			
6	3		91	BONDAR Maksim	47.96 (7)	1:36.960 (6)	
			93	PAROL Aleksandr		49.000 (5)	
			94	TETEREV Artem	3.62	5.680	
			92	DOROFEEV Igor			
7	9		99	COZLOV Victor	48.84 (8)	1:39.840 (7)	
			100	HALUPNEAC Veaceslav		51.000 (7)	
			103	SILOCI Igor	4.50	8.560	
			101	MUNTEAN Evghenii			
8	6		71	CECCHINI Riccardo	46.16 (4)	1:40.910 (8)	
			79	RIZZA Manfredi		54.750 (8)	
			74	GIANNINI Lorenzo	1.82	9.630	
			72	DI MARIA Ruggero Alessandro			

Progression	Final
-------------	-------

Starter	BLR	SHABLIKA Sergey	Course umpire	RUS	SABIRZYANOV Nail
Finish Line Judge	RUS	ROMANOVA Marina	Boat Control	LTU	GALDIKAS Virmantas
Course Umpire	CZE	KOBLICOVA Nana	Chief Official	NED	MULLER Eily

Weather Conditions	Air Temperature:	10.0°C	Wind Speed:	11.0 / 11.0 m/s	Wind Direction: 
	Water Temperature:	12.0°C	Conditions:	Cloudy	
	Humidity:	93.0%			

Legend:

QF	Qualified for final	QS	Qualified for semifinal	??	Not clear	X	Eliminated
°C	Degree celsius	m/s	Metres per second				




**RESULTS**  
**K4 1000m MEN**  
WED 29 AUG 2012

**K4 1000m M**  
**H1**  
**Race 3**

Rank	Boat	NOC	BIB	Name	250m	500m	750m	1000m	Q	
1	BLR		13	MIADZVEDZEU Pavel	42.26 (1)	1:26.31 (1)	2:11.83 (1)	2:57.960 (1)	QF	
			20	TSARYKOVICH Andrei		44.05 (1)	45.52 (1)	46.130 (2)		
			8	KALOSKA Andrei						
			7	BIALKO Vitaliy						
2	HUN		60	SIK Marton	42.86 (3)	1:28.40 (3)	2:14.77 (3)	2:59.560 (2)	QF	
			55	CSASZAR Gergely		45.54 (3)	46.37 (3)	44.790 (1)		
			54	BOROS Gergely	0.60	2.09	2.94	1.600		
			58	HASASNOVIC David						
3	UKR		168	SKORYK Roman	42.37 (2)	1:27.45 (2)	2:13.53 (2)	3:00.330 (3)	QF	
			165	MALYI Anatolii		45.08 (2)	46.08 (2)	46.800 (3)		
			174	ZELNYCHENKO Vasyl	0.11	1.14	1.70	2.370		
			163	BORZUKOV Dmytro						
4	MDA		99	COZLOV Victor	44.99 (5)	1:32.63 (5)	2:22.78 (5)	3:10.200 (4)	QS	
			100	HALUPNEAC Veaceslav		47.64 (4)	50.15 (4)	47.420 (4)		
			103	SILOCI Igor	2.73	6.32	10.95	12.240		
			101	MUNTEAN Evghenii						
5	AUS		2	MURPHY Aaron	44.30 (4)	1:32.02 (4)	2:22.69 (4)	3:10.910 (5)	QS	
			3	MURPHY Jack		47.72 (5)	50.67 (5)	48.220 (5)		
			1	DAWE Nicholas	2.04	5.71	10.86	12.950		
			4	SPEER Samuel						

**Progression** 1-3 FIN, 4-7 + 8th B.T. TO SF







<b>Weather Conditions</b>	Air Temperature:	18.2°C	Wind Speed:	4.0 / 5.0 m/s	Wind Direction: 
	Water Temperature:	12.6°C	Conditions:	Sunny with a few clouds	
	Humidity:	73.9%			

**Legend:**


QF	Qualified for final	QS	Qualified for semifinal	??	Not clear	X	Eliminated
°C	Degree celsius	m/s	Metres per second				

## RESULTS K4 1000m MEN WED 29 AUG 2012

## K4 1000m M H2 Race 4

Rank	Boat	NOC	BIB	Name	250m	500m	750m	1000m	Q	
1	POL		127	SZANDRACH Pawel	42.82 (1)	1:27.06 (1)	2:13.23 (1)	2:56.340 (1)	QF	
			113	KUJAWSKI Mariusz		44.24 (1)	46.17 (2)	43.110 (2)		
			117	NICKOWSKI Marcin						
			115	MARON Rafal						
2	RUS		145	LITOVKA Vladislav	43.27 (2)	1:28.60 (2)	2:13.62 (2)	2:56.530 (2)	QF	
			140	CHERVOV Nikolay		45.33 (2)	45.02 (1)	42.910 (1)		
			147	MAMUTOV Ruslan	0.45	1.54	0.39	0.190		
			155	ZHESTKOV Oleg						
3	ITA		75	GNECCHI Alessandro	44.13 (3)	1:30.52 (4)	2:18.49 (4)	3:04.270 (3)	QF	
			74	GIANNINI Lorenzo		46.39 (4)	47.97 (4)	45.780 (3)		
			72	DI MARIA Ruggero Alessandro	1.31	3.46	5.26	7.930		
			73	DRESSINO Giulio						
4	CZE		32	MLADEK Jiri	44.71 (5)	1:30.19 (3)	2:18.00 (3)	3:04.650 (4)	QS	
			38	VOLTR Tomas		45.48 (3)	47.81 (3)	46.650 (4)		
			33	NEMEC Tomas	1.89	3.13	4.77	8.310		
			35	RITCHER Martin						
5	KGZ		91	BONDAR Maksim	44.22 (4)	1:31.56 (5)	2:21.26 (5)	3:09.210 (5)	QS	
			93	PAROL Aleksandr		47.34 (5)	49.70 (5)	47.950 (5)		
			94	TETEREV Artem	1.40	4.50	8.03	12.870		
			92	DOROFEEV Igor						

**Progression** 1-3 FIN, 4-7 + 8th B.T. TO SF


<b>Weather Conditions</b>	Air Temperature:	20.2°C	Wind Speed:	4.0 / 4.0 m/s	Wind Direction: 
	Water Temperature:	12.6°C	Conditions:	Sunny with a few clouds	
	Humidity:	73.9%			

Legend:

QF	Qualified for final	QS	Qualified for semifinal	??	Not clear	X	Eliminated
°C	Degree celsius	m/s	Metres per second				


## RESULTS K4 1000m MEN WED 29 AUG 2012

## K4 1000m M SF1 Race 9

Rank	Boat	NOC	BIB	Name	250m	500m	750m	1000m	Q	
1	MDA		99	COZLOV Victor	44.82 (2)	1:31.30 (1)	2:20.13 (1)	3:07.160 (1)	QF	
			100	HALUPNEAC Veaceslav		46.48 (1)	48.83 (2)	47.030 (4)		
			103	SILOCI Igor	0.83					
			101	MUNTEAN Evghenii						
2	KGZ		91	BONDAR Maksim	45.57 (3)	1:33.29 (3)	2:22.75 (3)	3:07.410 (2)	QF	
			93	PAROL Aleksandr		47.72 (3)	49.46 (4)	44.660 (1)		
			94	TETEREV Artem	1.58	1.99	2.62	0.250		
			92	DOROFEEV Igor						
3	CZE		32	MLADEK Jiri	46.07 (4)	1:32.83 (2)	2:21.62 (2)	3:07.540 (3)	QF	
			38	VOLTR Tomas		46.76 (2)	48.79 (1)	45.920 (2)		
			33	NEMEC Tomas	2.08	1.53	1.49	0.380		
			35	RITCHER Martin						
4	AUS		2	MURPHY Aaron	43.99 (1)	1:33.74 (4)	2:23.00 (4)	3:09.270 (4)	X	
			3	MURPHY Jack		49.75 (4)	49.26 (3)	46.270 (3)		
			1	DAWE Nicholas		2.44	2.87	2.110		
			4	SPEER Samuel						

**Progression** 1-3 FIN, REST OUT

<b>Starter</b>	BLR	SHABLIKA Sergey	<b>Course Umpire</b>	RUS	SABIRZYANOV Nail
<b>Finish Line Judge</b>	RUS	ROMANOVA Marina	<b>Boat Control</b>	LTU	GLADIKAS Virmantas
<b>Course Umpire</b>	CZE	KOBLICOVA Nana	<b>Chief Official</b>	NED	MULLER Eilly









<b>Weather Conditions</b>	Air Temperature:	23.0°C	Wind Speed:	4.0 / 4.0 m/s	Wind Direction: 
	Water Temperature:	12.6°C	Conditions:	Sunny with a few clouds	
	Humidity:	73.9%			

Legend:


QF	Qualified for final	QS	Qualified for semifinal	??	Not clear	X	Eliminated
°C	Degree celsius	m/s	Metres per second				

## RESULTS K4 1000m MEN THU 30 AUG 2012

## K4 1000m M FA Race 22

Rank	Lane	NOC	BIB	Name	250m	500m	750m	1000m	Q	
1	5	BLR		13	MIADZVEDZEU Pavel	42.72 (1)	1:27.26 (1)	2:12.51 (1)	2:57.600 (1)	
				20	TSARYKOVICH Andrei		44.54 (2)	45.25 (2)	45.090 (4)	
				8	KALOSKA Andrei					
				7	BIALKO Vitaliy					
2	4	POL		127	SZANDRACH Pawel	44.52 (5)	1:27.80 (2)	2:13.37 (2)	2:58.120 (2)	
				113	KUJAWSKI Mariusz		43.28 (1)	45.57 (3)	44.750 (3)	
				117	NICKOWSKI Marcin	1.80	0.54	0.86	0.520	
				115	MARON Rafal					
3	6	RUS		145	LITOVKA Vladislav	43.40 (4)	1:28.51 (3)	2:14.42 (3)	2:58.750 (3)	
				140	CHERVOV Nikolay		45.11 (3)	45.91 (5)	44.330 (1)	
				147	MAMUTOV Ruslan	0.68	1.25	1.91	1.150	
				155	ZHESTKOV Oleg					
4	3	HUN		60	SIK Marton	43.15 (3)	1:29.26 (4)	2:15.12 (4)	2:59.540 (4)	
				55	CSASZAR Gergely		46.11 (4)	45.86 (4)	44.420 (2)	
				54	BOROS Gergely	0.43	2.00	2.61	1.940	
				58	HASASNOVIC David					
5	7	UKR		168	SKORYK Roman	43.03 (2)	1:33.21 (6)	2:15.40 (5)	3:03.070 (5)	
				165	MALYI Anatolii		50.18 (9)	42.19 (1)	47.670 (8)	
				174	ZELNYCHENKO Vasyl	0.31	5.95	2.89	5.470	
				163	BORZUKOV Dmytro					
6	2	ITA		75	GNECCHI Alessandro	45.30 (8)	1:32.53 (5)	2:20.34 (6)	3:07.550 (6)	
				74	GIANNINI Lorenzo		47.23 (5)	47.81 (7)	47.210 (6)	
				72	DI MARIA Ruggero Alessandro	2.58	5.27	7.83	9.950	
				73	DRESSINO Giulio					
7	9	CZE		32	MLADEK Jiri	45.22 (7)	1:34.50 (8)	2:20.60 (7)	3:08.170 (7)	
				38	VOLTR Tomas		49.28 (8)	46.10 (6)	47.570 (7)	
				33	NEMEC Tomas	2.50	7.24	8.09	10.570	
				35	RITCHER Martin					
8	8	MDA		99	COZLOV Victor	44.61 (6)	1:33.78 (7)	2:22.85 (8)	3:11.500 (8)	
				100	HALUPNEAC Veaceslav		49.17 (7)	49.07 (8)	48.650 (9)	
				103	SILOCI Igor	1.89	6.52	10.34	13.900	
				101	MUNTEAN Evghenii					
9	1	KGZ		91	BONDAR Maksim	46.16 (9)	1:34.74 (9)	2:25.17 (9)	3:11.540 (9)	
				93	PAROL Aleksandr		48.58 (6)	50.43 (9)	46.370 (5)	
				94	TETEREV Artem	3.44	7.48	12.66	13.940	
				92	DOROFEEV Igor					

<b>Starter</b>	BLR	SHABLIKA Sergey	<b>Course Umpire</b>	BLR	CHUCHKIVICH Yevgeniy
<b>Finish Line Judge</b>	RUS	ROMANOVA Marina	<b>Boat Control</b>	LTU	GLADIKAS Virmantas
<b>Course Umpire</b>	LTU	RAZUNAS Saulis	<b>Chief Official</b>	NED	MULLER Eilly






<b>Weather Conditions</b>	Air Temperature:	16.0°C	Wind Speed:	1.0 / 1.0 m/s	Wind Direction: 
	Water Temperature:	16.0°C	Conditions:	Cloudy	
	Humidity:	95.0%			

**Legend:**


QF	Qualified for final	QS	Qualified for semifinal	??	Not clear	X	Eliminated
°C	Degree celsius	m/s	Metres per second				

**RESULTS**  
**C4 200m MEN**  
FRI 31 AUG 2012

**C4 200m M**  
**FA**  
**Race 48**

Rank	Lane	NOC	BIB	Name	200m	Q
1	4		150	PETROV Pavel	40.73 (1)	(1)
			144	LIPKIN Nikolay		
			138	ALIMOV Ramil		
			151	SHELEGOV Oleg		
2	7		16	PRYVOLKIN Siarheu	41.49 (2)	(1)
			18	REUT Dzianis		
			21	ZHAVARANAK Andrei	0.76	
			12	MAKHLAI Dzianis		
3	5		36	RUSO Vojtech	41.91 (3)	(1)
			28	EGERMAIER Martin		
			29	JANDA Tomas	1.18	
			31	MISKOVSKI Radek		
4	6		125	SKOWRONSKI Pawel	42.62 (4)	(1)
			120	POSPIECH Tomasz		
			123	RUSZYNSKI Mariusz	1.89	
			111	KOZBIAL Jakub		
5	3		173	VERHELES Vitaliy	43.12 (5)	(1)
			164	KAMERYLOV Denys		
			169	TARNOVSKYI Oleg	2.39	
			167	SHEMETYLO Eduard		

<b>Starter</b>	BLR	SHABLIKA Sergey	<b>Course Umpire</b>	RUS	SABIRZYANOV Nail
<b>Finish Line Judge</b>	RUS	ROMANOVA Marina	<b>Boat Control</b>	LTU	GALDIKAS Virmantas
<b>Course Umpire</b>	CZE	KOBLICOVA Nana	<b>Chief Official</b>	NED	MULLER Elly

<b>Weather Conditions</b>	Air Temperature:	10.0°C	Wind Speed:	11.0 / 11.0 m/s	Wind Direction: 
	Water Temperature:	12.0°C	Conditions:	Cloudy	
	Humidity:	93.0%			

**Legend:**

QF	Qualified for final	QS	Qualified for semifinal	??	Not clear	X	Eliminated
°C	Degree celsius	m/s	Metres per second				




## RESULTS C4 500m MEN FRI 31 AUG 2012

## C4 500m M FA Race 39

Rank	Lane	NOC	BIB	Name	250m	500m	Q	
1	5	UKR		173	VERHELES Vitaliy	54.95 (1)	1:52.160 (1)	
				164	KAMERYLOV Denys		57.210 (2)	
				169	TARNOVSKYI Oleg			
				167	SHEMETYLO Eduard			
2	4	CZE		36	RUSO Vojtech	55.96 (2)	1:53.030 (2)	
				28	EGERMAIER Martin		57.070 (1)	
				29	JANDA Tomas	1.01	0.870	
				31	MISKOVSKI Radek			
3	3	BLR		19	RYBAK Aliaksei	56.42 (3)	1:55.340 (3)	
				17	RABIANOK Dzmitry		58.920 (3)	
				15	PIVAVAR Dzmitry	1.47	3.180	
				14	MISACHENKA Andrei			
4	6	RUS		143	LAZAREV Artem	56.71 (4)	1:59.320 (4)	
				142	ERMAKOV Danila		1:02.610 (4)	
				138	ALIMOV Ramil	1.76	7.160	
				153	TILSH Leonid			
7	POL		125	SKOWRONSKI Pawel			DSQ	
			119	PLAWSKI Bartosz				
			128	SZYBAJ Marcin				
			120	POSPIECH Tomasz				

<b>Starter</b>	BLR	SHABLIKA Sergey	<b>Course Umpire</b>	BLR	CHUCHKIVICH Yevgeniy
<b>Finish Line Judge</b>	RUS	ROMANOVA Marina	<b>Boat control</b>	LTU	GALDIKAS Virmantas
<b>Course Umpire</b>	LTU	RAZUNAS Saulis	<b>Chief Official</b>	NED	MULLER Elij

<b>Weather Conditions</b>	Air Temperature:	10.0°C	Wind Speed:	11.0 / 11.0 m/s	Wind Direction: 
	Water Temperature:	12.0°C	Conditions:	Cloudy	
	Humidity:	93.0%			

Legend:


QF	Qualified for final	QS	Qualified for semifinal	??	Not clear	X	Eliminated
DSQ	Disqualified	°C	Degree celsius	m/s	Metres per second		

## RESULTS C4 1000m MEN THU 30 AUG 2012

## C4 1000m M FA Race 23

Rank	Lane	NOC	BIB	Name	250m	500m	750m	1000m	Q	
1	7	UKR		173	VERHELES Vitaliy	49.66 (2)	1:41.14 (2)	2:32.10 (1)	3:23.040 (1)	
				164	KAMERYLOV Denys		51.48 (1)	50.96 (2)	50.940 (2)	
				169	TARNOVSKYI Oleg	0.85	0.53			
				167	SHEMETYLO Eduard					
2	3	CZE		36	RUSO Vojtech	49.96 (4)	1:41.89 (3)	2:33.45 (2)	3:23.280 (2)	
				28	EGERMAIER Martin		51.93 (3)	51.56 (3)	49.830 (1)	
				29	JANDA Tomas	1.15	1.28	1.35	0.240	
				31	MISKOVSKI Radek					
3	5	RUS		148	NELOVKO Sergey	48.81 (1)	1:40.61 (1)	2:33.54 (3)	3:25.000 (3)	
				142	ERMAKOV Danila		51.80 (2)	52.93 (5)	51.460 (3)	
				138	ALIMOV Ramil			1.44	1.960	
				151	SHELEGOV Oleg					
4	4	POL		111	KOZBIAL Jakub	49.82 (3)	1:43.86 (4)	2:35.52 (4)	3:27.510 (4)	
				109	HERTEL Michal		54.04 (4)	51.66 (4)	51.990 (4)	
				126	SLAWINSKI Jakub	1.01	3.25	3.42	4.470	
				110	KAMINSKI Mateusz					
5	6	BLR		16	PRYVOLKIN Siarheu	50.78 (5)	1:45.92 (5)	2:36.22 (5)	3:42.170 (5)	
				18	REUT Dzianis		55.14 (5)	50.30 (1)	1:05.950 (5)	
				21	ZHAVARANAK Andrei	1.97	5.31	4.12	19.130	
				12	MAKHLAI Dzianis					

Starter	BLR	SHABLIKA Sergey	Course Umpire	RUS	TRIDRIKH Rostislav
Finish Line Judge	RUS	ROMANOVA Marina	Boat Control	LTU	GLADIKAS Virmantas
Course Umpire	BLR	KILKOV Yuriy	Chief Official	NED	MULLER Eily






Weather Conditions	Air Temperature:	16.0°C	Wind Speed:	1.0 / 1.0 m/s	Wind Direction: 
	Water Temperature:	16.0°C	Conditions:	Cloudy	
	Humidity:	95.0%			

Legend:

QF	Qualified for final	QS	Qualified for semifinal	??	Not clear	X	Eliminated
°C	Degree celsius	m/s	Metres per second				


## RESULTS K1 200m WOMEN THU 30 AUG 2012

## K1 200m W H1 Race 26

Rank	Lane	NOC	BIB	Name	200m		Q
1	5	 RUS	157	LOBOVA Natalia	42.00 (1)	(1)	QF
2	4	 HUN	65	SZABO Petra	43.39 (2)	(1)	QF
					1.39		
3	7	 BRA	25	VERGUTZ Ana Paula	45.17 (3)	(1)	QF
					3.17		
4	6	 SRB	162	CERNAK Anja	45.21 (4)	(1)	QS
					3.21		
5	3	 JPN	82	TAKAHASHI Rio	45.47 (5)	(1)	QS
					3.47		

Progression	1-3 FIN, 4-7 + 8th B.T. TO SF
-------------	-------------------------------

Starter	BLR	SHABLIKA Sergey	Course Umpire	RUS	SABIRZANOV Nail
Finish Line Judge	RUS	ROMANOVA Marina	Boat Control	LTU	GLADIKAS Virmantas
Course Umpire	CZE	KOBLICOVA Nana	Chief Official	NED	MULLER Eily





Weather Conditions	Air Temperature:	16.0°C	Wind Speed:	1.0 / 1.0 m/s	Wind Direction: 
	Water Temperature:	16.0°C	Conditions:	Rain	
	Humidity:	95.0%			

Legend:

QF	Qualified for final	QS	Qualified for semifinal	??	Not clear	X	Eliminated
°C	Degree celsius	m/s	Metres per second				

## RESULTS K1 200m WOMEN THU 30 AUG 2012

**K1 200m W  
H2  
Race 27**

Rank	Lane	NOC	BIB	Name	200m		Q
1	7	<b>UKR</b> 	175	KLINOVA Inna	42.04 (1)	(1)	QF
2	5	<b>FRA</b> 	52	JAMELOT Lea	43.03 (2)	(1)	QF
					0.99		
3	6	<b>CZE</b> 	40	FASNEROVA Michaela	43.21 (3)	(1)	QF
					1.17		
4	4	<b>POL</b> 	131	GORNA Aleksandra	44.13 (4)	(1)	QS
					2.09		
5	3	<b>AUS</b> 	5	GREEN Jacqueline	47.94 (5)	(1)	QS
					5.90		

<b>Progression</b>	1-3 FIN, 4-7 + 8th B.T. TO SF
--------------------	-------------------------------

<b>Starter</b>	BLR	SHABLIKA Sergey	<b>Course Umpire</b>	RUS	SABIRZYANOV Nail
<b>Finish Line Judge</b>	RUS	ROMANOVA Marina	<b>Boat Control</b>	LTU	GLADIKAS Virmantas
<b>Course Umpire</b>	CZE	KOBLICOVA Nana	<b>Chief Official</b>	NED	MULLER Elly





<b>Weather Conditions</b>	Air Temperature:		Wind Speed:	/ m/s
	Water Temperature:		Conditions:	
	Humidity:			

Legend:

QF	Qualified for final	QS	Qualified for semifinal	??	Not clear	X	Eliminated
°C	Degree celsius	m/s	Metres per second				


## RESULTS K1 200m WOMEN THU 30 AUG 2012

## K1 200m W SF1 Race 31

Rank	Lane	NOC	BIB	Name	200m	Q
1	6	 JPN	82	TAKAHASHI Rio	45.59 (1) (1)	QF
2	4	 POL	131	GORNA Aleksandra	45.75 (2) (1)	QF
					0.16	
3	5	 SRB	162	CERNAK Anja	46.98 (3) (1)	QF
					1.39	
4	3	 AUS	5	GREEN Jacqueline	48.24 (4) (1)	X
					2.65	

Progression 1-3 FIN, REST OUT

Starter	BLR	SHABLIKA Sergey	Courese Umpire	BLR	CHUCHKIVICH Yevgeniy
Finish Line Judge	RUS	ROMANOVA Marina	Boat Control	LTU	GLADIKAS Virmantas
Course Umpire	LTU	RAZUNAS Saulis	Chief Official	NED	MULLER Elly

Weather Conditions	Air Temperature:	16.0°C	Wind Speed:	1.0 / 1.0 m/s	Wind Direction: 
	Water Temperature:	16.0°C	Conditions:	Rain	
	Humidity:	95.0%			

Legend:

QF	Qualified for final	QS	Qualified for semifinal	??	Not clear	X	Eliminated
°C	Degree celsius	m/s	Metres per second				




## RESULTS K1 200m WOMEN FRI 31 AUG 2012

**K1 200m W  
FA  
Race 41**

Rank	Lane	NOC	BIB	Name	200m	Q
1	5	 RUS	157	LOBOVA Natalia	48.58 (1)	(1)
2	4	 UKR	175	KLINOVA Inna	48.73 (2)	(1)
					0.15	
3	3	 HUN	65	SZABO Petra	51.94 (3)	(1)
					3.36	
4	2	 CZE	40	FASNEROVA Michaela	53.34 (4)	(1)
					4.76	
5	7	 BRA	25	VERGUTZ Ana Paula	53.88 (5)	(1)
					5.30	
6	8	 JPN	82	TAKAHASHI Rio	54.21 (6)	(1)
					5.63	
7	6	 FRA	52	JAMELOT Lea	54.76 (7)	(1)
					6.18	
8	1	 POL	131	GORNA Aleksandra	56.27 (8)	(1)
					7.69	
9	9	 SRB	162	CERNAK Anja	59.03 (9)	(1)
					10.45	

<b>Starter</b>	BLR	SHABLIKA Sergey	<b>Course Umpire</b>	RUS	TRIDRIKH Rostislav
<b>Finish Line Judge</b>	RUS	ROMANOVA Marina	<b>Boat Control</b>	LTU	GALDIKAS Virmantas
<b>Course Umpire</b>	BLR	KILKOV Yuriy	<b>Chief Official</b>	NED	MULLER Ely

<b>Weather Conditions</b>	Air Temperature:	10.0°C	Wind Speed:	11.0 / 11.0 m/s	Wind Direction: 
	Water Temperature:	12.0°C	Conditions:	Cloudy	
	Humidity:	93.0%			

**Legend:**

QF	Qualified for final	QS	Qualified for semifinal	??	Not clear	X	Eliminated
°C	Degree celsius	m/s	Metres per second				

## RESULTS K1 500m WOMEN THU 30 AUG 2012

**K1 500m W  
FA  
Race 17**

Rank	Lane	NOC	BIB	Name	250m	500m	Q
1	5	RUS	156	ANUSHINA Elena	54.98 (1)	1:54.000 (1) 59.020 (2)	
2	2	HUN	67	SZILVASY Nora	56.84 (3)	1:55.040 (2) 58.200 (1)	
					1.86	1.040	
3	4	CZE	39	BLAHOVA Jana	56.75 (2)	1:56.190 (3) 59.440 (3)	
					1.77	2.190	
4	7	FRA	52	JAMELOT Lea	57.29 (4)	1:57.350 (4) 1:00.060 (4)	
					2.31	3.350	
5	1	POL	132	HORODYNSKA Patrycja	58.54 (5)	1:59.320 (5) 1:00.780 (5)	
					3.56	5.320	
6	6	AUS	6	HIGGINS Stacy	58.79 (6)	2:02.350 (6) 1:03.560 (6)	
					3.81	8.350	
7	9	BRA	25	VERGUTZ Ana Paula	59.19 (7)	2:03.970 (7) 1:04.780 (7)	
					4.21	9.970	
8	8	SRB	162	CERNAK Anja	1:00.06 (8)	2:07.130 (8) 1:07.070 (8)	
					5.08	13.130	
9	3	JPN	82	TAKAHASHI Rio	1:00.40 (9)	2:08.090 (9) 1:07.690 (9)	
					5.42	14.090	

Progression Final

Starter	BLR	SHABLIKA Sergey	Course Umpire	RUS	TRIDRIKH Rostislav
Finish Line Judge	RUS	ROMANOVA Marina	Boat Control	LTU	GLADIKAS Virmantas
Course Umpire	BLR	KILKOV Yuriy	Chief Official	NED	MULLER Elly



Weather Conditions	Air Temperature:	16.0°C	Wind Speed:	3.0 / 3.0 m/s	Wind Direction: FINISH START
	Water Temperature:	16.0°C	Conditions:	Rain	
	Humidity:	91.0%			

Legend:


QF	Qualified for final	QS	Qualified for semifinal	??	Not clear	X	Eliminated
°C	Degree celsius	m/s	Metres per second				

## RESULTS K2 200m WOMEN FRI 31 AUG 2012

**K2 200m W**  
**FA**  
**Race 44**

Rank	Lane	NOC	BIB	Name	200m	Q
1	7	POL		136 NAJA Karolina	42.51 (1)	(1)
				135 MIKOLAJCZYK Beata		
2	4	RUS		156 ANUSHINA Elena	43.51 (2)	(1)
				158 NIKISHAEVA Olesia		
3	6	CZE		44 SEBESTOVA Jana	44.57 (3)	(1)
				39 BLAHOVA Jana		
4	5	HUN		67 SZILVASY Nora	45.12 (4)	(1)
				65 SZABO Petra		
5	3	AUS		5 GREEN Jacqueline	52.40 (5)	(1)
				6 HIGGINS Stacy		
					9.89	

<b>Starter</b>	BLR	SHABLIKA Sergey	<b>Course Umpire</b>	RUS	SABIRZYANOV Nail
<b>Finish Line Judge</b>	RUS	ROMANOVA Marina	<b>Boat Control</b>	LTU	GALDIKAS Virmantas
<b>Course Umpire</b>	CZE	KOBLICOVA Nana	<b>Chief Official</b>	NED	MULLER Elly

<b>Weather Conditions</b>	Air Temperature:	10.0°C	Wind Speed:	11.0 / 11.0 m/s	Wind Direction: 
	Water Temperature:	12.0°C	Conditions:	Cloudy	
	Humidity:	93.0%			

Legend:


QF	Qualified for final	QS	Qualified for semifinal	??	Not clear	X	Eliminated
°C	Degree celsius	m/s	Metres per second				

## RESULTS K2 500m WOMEN FRI 31 AUG 2012

**K2 500m W**  
**FA**  
**Race 35**

Rank	Lane	NOC	BIB	Name	250m	500m	Q
1	6	POL		136 NAJA Karolina	57.53 (1)	2:01.350 (1)	
				135 MIKOLAJCZYK Beata		1:03.820 (1)	
2	4	RUS		160 STEPANOVA Kira	59.80 (2)	2:06.060 (2)	
				159 PANCHENKO Anastasia		1:06.260 (2)	
					2.27	4.710	
3	5	HUN		67 SZILVASY Nora	1:00.10 (3)	2:07.620 (3)	
				65 SZABO Petra		1:07.520 (3)	
					2.57	6.270	
4	7	AUS		5 GREEN Jacqueline	1:08.03 (4)	2:24.600 (4)	
				6 HIGGINS Stacy		1:16.570 (4)	
					10.50	23.250	

Starter	BLR	SHABLIKA Sergey	Course Umpire	RUS	SABIRZYANOV Nail
Finish Line Judge	RUS	ROMANOVA Marina	Boat Control	LTU	GLADIKAS Virmantas
Course Umpire	CZE	KOBLICOVA Nana	Chief Official	NED	MULLER Eily

Weather Conditions	Air Temperature:	10.0 °C	Wind Speed:	11.0 / 11.0 m/s	Wind Direction: 
	Water Temperature:	12.0 °C	Conditions:	Cloudy	
	Humidity:	93.0%			

Legend:

QF	Qualified for final	QS	Qualified for semifinal	??	Not clear	X	Eliminated
°C	Degree celsius	m/s	Metres per second				

**RESULTS**  
**K4 200m WOMEN**  
FRI 31 AUG 2012

**K4 200m W**  
**FA**  
**Race 47**

Rank	Lane	NOC	BIB	Name	200m	Q
1	7	RUS		156 ANUSHINA Elena	41.57 (1)	(1)
				158 NIKISHAEVA Olesia		
				159 PANCHENKO Anastasia		
				157 LOBOVA Natalia		
2	5	POL		133 KOWALCZYK Agnieszka	42.23 (2)	(1)
				134 KRUKOWSKA Magdalena		
				130 DZIENISZEWSKA Edyta		
				137 WIEWIORA Paulina		
3	4	CZE		44 SEBESTOVA Jana	44.35 (3)	(1)
				39 BLAHOVA Jana		
				40 FASNEROVA Michaela		
				41 MATOUSKOVA Lucie		
4	6	HUN		67 SZILVASY Nora	44.57 (4)	(1)
				65 SZABO Petra		
				66 SZELTNER Ivett Brigitta		
				64 SEPRENYI Sara Tímea		

Starter	BLR	SHABLIKA Sergey	Course Umpire	RUS	SABIRZYANOV Nail
Finish Line Judge	RUS	ROMANOVA Marina	Boat Control	LTU	GALDIKAS Virmantas
Course Umpire	CZE	KOBLICOVA Nana	Chief Official	NED	MULLER Elly

Weather Conditions	Air Temperature:		Wind Speed:	/ m/s
	Water Temperature:		Conditions:	
	Humidity:			

Legend:

QF	Qualified for final	QS	Qualified for semifinal	??	Not clear	X	Eliminated
°C	Degree celsius	m/s	Metres per second				




RESULTS  
K4 500m WOMEN  
THU 30 AUG 2012

K4 500m W  
FA  
Race 21

Rank	Lane	NOC	BIB	Name	250m	500m	Q
1	6	POL		133 KOWALCZYK Agnieszka	47.17 (1)	1:35.800 (1)	
				137 WIEWIORA Paulina		48.630 (1)	
				130 DZIENISZEWSKA Edyta			
				134 KRUKOWSKA Magdalena			
2	7	RUS		156 ANUSHINA Elena	48.74 (2)	1:37.530 (2)	
				160 STEPANOVA Kira		48.790 (2)	
				159 PANCHENKO Anastasia	1.57	1.730	
				157 LOBOVA Natalia			
3	5	HUN		67 SZILVASY Nora	49.84 (4)	1:40.360 (3)	
				65 SZABO Petra		50.520 (3)	
				64 SEPRENYI Sara Tímea	2.67	4.560	
				66 SZELTNER Ivett Brigitta			
4	4	CZE		44 SEBESTOVA Jana	49.75 (3)	1:40.950 (4)	
				39 BLAHOVA Jana		51.200 (4)	
				40 FASNEROVA Michaela	2.58	5.150	
				41 MATOUSKOVA Lucie			

Starter	BLR	SHABLIKA Sergey	Course Umpire	RUS	SABIRZANOV Nail
Finish Line Judge	RUS	ROMANOVA Marina	Boat Control	LTU	GLADIKAS Virmantas
Course Umpire	CZE	KOBLICOVA Nana	Chief Official	NED	MULLER Eily

Weather Conditions	Air Temperature:	16.0°C	Wind Speed:	3.0 / 3.0 m/s	Wind Direction: 
	Water Temperature:	16.0°C	Conditions:	Rain	
	Humidity:	91.0%			

Legend:

QF	Qualified for final	QS	Qualified for semifinal	??	Not clear	X	Eliminated
°C	Degree celsius	m/s	Metres per second				