



5th World University Baseball Championship supported by Panasonic

Japan
July 30-August 7, 2010



**BASEBALL
2010**

Japan
5th World University
Championship



INTERNATIONAL
University Sports

supported by **Panasonic**

Daily Report 1

Officials

Competition Director

 Dick Naylor (USA)

Technical Commission Chief

 Dick Naylor (USA)

Technical Commission

 Koji Aso (JPN)

 Yoshito Yoshikawa (JPN)

 Takashi Nakamoto (JPN)

 Masatake Yamanaka (JPN)


Umpire Director

 Koji Aso (JPN)


Umpires

 Elmer Jerkovits (CAN)

 Li Weigeng (CHN)

 Yoon Myung-Hoon (KOR)

 Gregory Andrew Street (USA)

 Sirigampolage Sujeeva Jayantha
Wijenayake (SRI)

 Huang Ming-Liang (TPE)

 Kazuhiko Kuwabara (JPN)

 Katsuhito Koyama (JPN)

 Seiichi Hayashi (JPN)

 Toshimi Totsuka (JPN)


 Jun Motoo (JPN)

 Tomohisa Yamaguchi (JPN)

 Tadashi Muramatsu (JPN)

 Takeru Kikuchi (JPN)

 Takanori Suzuki (JPN)

 Yasuhiro Ishizaki (JPN)

 Kazuya Numa (JPN)

Scoring Director

 Akio Nikaido (JPN)

 Akira Ishiwatari (JPN)









 Yoshinori Aizawa (JPN)

Scorekeepers

 Shuya Fukuda (JPN)

 Takuya Sumi (JPN)

 Shinsaku Seki (JPN)

Teams	
PoolA	PoolB
 Canada(CAN)	 China(CHN)
 United States of America(USA)	 South Korea(KOR)
 Sri Lanka(SRI)	 Cuba(CUB)
 Chinese Taipei(TPE)	 Japan(JPN)

Schedule

Game	At time	Ballpark	Pool	Home team	Visiting team	Final Score	Inn.
Friday 30th July							
1	12:00	Jingu	A	 TPE	 CAN	—	
2	18:00	Jingu	B	 JPN	 KOR	—	
3	14:00	U-S	A	 USA	 SRI	—	
Saturday 31st July							
4	12:00	Jingu	B	 KOR	 CUB	—	
5	18:00	Jingu	B	 CHN	 JPN	—	
6	14:00	U-S	A	 CAN	 SRI	—	
Sunday 1st August							
7	12:00	Jingu	B	 JPN	 CUB	—	
8	18:00	Jingu	A	 USA	 TPE	—	
9	14:00	U-S	B	 KOR	 CHN	—	
Monday 2nd August							
10	12:00	Y'hama	A	 SRI	 TPE	—	
11	18:00	KAIT	A	 CAN	 USA	—	
12	14:00	KAIT	B	 CUB	 CHN	—	
Tuesday 3rd August							
13	12:00	Y'hama		Quarter Final		—	
14	14:00	KAIT		Quarter Final		—	

Wednesday 4th August

15	12:00	Y'hama	Quarter Final		—
16	18:00	Y'hama	Quarter Final		—
17	14:00	KAIT	QF-A Loser	QF-B Loser	—

Thursday 5th August

18	12:00	Y'hama	Semi Final		—
19	18:00	Y'hama	Semi Final		—
20	14:00	KAIT	QF-C Loser	QF-D Loser	—

Friday 6th August

21	12:00	Jingu	Game for 5th and 6th Place		—
22	14:00	U-S	Game for 7th and 8th Place		—

Saturday 7th August

23	12:00	Jingu	Bronze Medal Game		—
24	18:00	Jingu	Gold Medal Game		—

Sunday 8th August

		Jingu	Rain date		—
		U-S	Rain date		—

※Jingu = Meiji Jingu Stadium

U-S = Utsumi - Shimaoka Ballpark

Y'hama = Yokohama Stadium

KAIT = KAIT Stadium

Roster

	CANADA						CAN
##	Name	Pos	B/T	Ht	Wt	Cl	
18	REYNOLDS Adam	P	R/R	189	87	4	
19	BROWN Eric	P	L/R	185	84	3	
20	CASTILLO Luis	P	R/R	178	84	4	
22	MCDONALD Sheldon	P	L/L	183	86	1	
29	KOTCHIE Kyle	P	L/L	190	92	3	
31	KAYE Brandon	P	R/R	193	95	3	
33	HETHERINGTON Shawn	P	L/R	197	100	3	
36	WALKLING David	P	R/R	193	98	2	
21	WELCH Dan	C	R/R	188	93	3	
7	MARSHALL Chad	IF	L/R	178	84	3	
15	KING Taylor	IF	L/R	193	93	4	
25	ELLIS Mark	IF	R/R	189	99	4	
26	REGAN Garrett	IF	R/R	191	102	4	
30	BELL Carter	IF	R/R	185	80	2	
3	LENDVOY Nic	OF	R/R	180	88	5	
5	CARRUTHERS Blake	OF	R/R	180	86	2	
9	DENSEM Greg	OF	L/R	178	86	1	
11	WALLANCE Greg	OF	L/R	188	91	3	
23	DUNSMORE Aaron	OF	R/L	183	84	4	
24	FLEMMING Ryan	OF	L/R	188	97	3	
4	PLAXTON Todd	COACH					
8	WHITELY Cavanagh	MANAGER					
14	BALLANTYNE Scott	MANAGER					
41	CROWTHER Brent	MANAGER					

Roster

	CHINA						CHN
##	Name	Pos	B/T	Ht	Wt	Cl	
0	ZHANG Peng	P	R/R	183	95	1	
11	DONG Shi	P	R/R	182	76	1	
15	YAO Wang	P	L/L	180	82	2	
18	YANG Zhen	P	R/R	187	82	4	
20	XIA Kangnan	P	R/R	191	75	4	
25	HU Kaiyan	P	R/R	181	80	2	
26	ZHAO Xieyi	P	R/R	195	105	4	
57	ZHANG Jun	P	R/R	180	88	2	
2	HAO Guochen	C	R/R	181	92	2	
4	LU Yang	C	L/R	177	72	2	
3	ZHANG Ji	IF	L/R	187	75	4	
5	CHENG Yu	IF	R/R	175	85	2	
6	ZHANG Qianbin	IF	R/R	186	86	4	
19	DONG Chunhua	IF	R/R	184	76	1	
28	ZHANG Xiaochen	IF	R/R	182	75	4	
29	LI Chao	IF	L/R	175	77	4	
8	JIANG Longting	OF	L/R	180	75	4	
50	XIA Zhengyan	OF	R/R	178	75	2	
52	CHEN Xiang	OF	R/R	172	60	4	
31	YE Mingqiang	COACH					
30	SHAN Wei	COACH					
99	ZHANG Yufeng	MANAGER					

Roster



SOUTH KOREA

KOR

##	Name	Pos	B/T	Ht	Wt	Cl
11	LEE Hee Sung	P	L/L	185	90	4
14	LIM Chi Young	P	L/R	180	75	3
17	JUNG Tae Seung	P	L/L	180	84	4
20	NO Sung Ho	P	L/L	181	91	3
21	YOON myung June	P	R/R	178	73	3
37	SHIN Jae Yung	P	R/R	185	86	3
38	LEE Kyung Woo	P	R/R	184	75	4
47	NA Sung Bum	P	L/L	183	93	3
27	YOON Yeo Woon	C	R/R	181	85	3
52	CHO Youn Joon	C	R/R	184	90	3
6	KO Young Woo	IF	L/R	183	78	2
7	NO Jin Hyuk	IF	L/R	184	81	3
16	SEO Sang Woo	IF	L/R	187	90	3
25	JUNG Youn Tae	IF	R/R	181	80	4
33	KIM Yong Ho	IF	R/R	188	95	4
56	SHIN Bon Ki	IF	R/R	178	79	3
1	LEE Tae Gyun	OF	L/R	180	76	4
10	KU Bon Wook	OF	R/R	182	80	2
23	PARK Tae Kyun	OF	L/R	178	76	2
31	LEE Jing Wook	OF	R/R	184	80	3
39	PARK Jeong Geum	OF	L/L	175	77	3
53	KO Jong Wook	OF	L/R	185	82	1
71	LEE Yeon Soo	MANAGER				
81	JANG Jung Soon	COACH				
72	SOK Soo Chul	COACH				
73	KIM Soo Hwan	COACH				

Roster



CUBA

CUB

##	Name	Pos	B/T	Ht	Wt	Cl
23	JIMENEZ S. Ismel	P	R/R	178	89	4
32	RIVERO L. Armando	P	R/R	192	77	3
34	GARCIA E. Vladimir	P	R/R	188	120	1
43	DESPAIGNE O. O.	P	R/R	182	91	4
62	PEDROSO G. Yadier	P	R/R	180	100	3
63	RODRIGUEZ M. A.	P	R/R	183	90	4
74	SANCHEZ C. Arleys	P	L/L	179	89	G
75	GONZALEZ P. Miguel A	P	R/R	188	84	2
94	HINOJOSA H. Dalier	P	R/R	183	90	1
11	ALARCON T. Yosvani	C	R/R	181	85	1
15	ALBERRO S. Yaismel	C	R/R	172	90	3
45	MOREJON Frank C	C	R/R	176	92	5
6	DIAZ S. Aledmis	IF	R/R	183	84	2
8	CERCE M. Yoilan	IF	R/R	172	76	4
12	OLIVERA A. Hector	IF	R/R	187	74	G
22	MARTIN T. Leonis	IF	L/R	184	81	3
35	BORROTO J. Yorbis	IF	R/R	177	78	G
79	ABREU C. Jose. D.	IF	R/R	192	112	3
5	URRUTIA R. Henry	OF	B/L	193	82	5
51	CESPEDES M. Yoennis	OF	R/R	178	96	G
54	DESPAIGNE R. Alfredo	OF	R/R	174	91	4
66	LUNAR A. Ramon	OF	R/R	180	76	4
39	MARTIN S. Eduardo	MANAGER				
57	AVERHOFF G. Ibrahim	COACH				
17	JOVA Q. Luis	COACH				
10	LINARES I. Omar	COACH				
24	ELOSEGUI S. Jose	COACH				

Roster



UNITED STATES OF AMERICA

USA

##	Name	Pos	B/T	Ht	Wt	CI
2	GRAY Sonny	P	R/R	180	81	2
10	COLE Gerrit	P	R/R	193	97	2
12	MCGOUGH Scott	P	R/R	185	83	2
18	WINKLER Kyle	P	R/R	180	86	2
24	RAMIREZ Noe	P	R/R	191	81	2
26	BARNES Matt	P	R/R	193	91	2
35	ANDERSON Tyler	P	L/L	193	97	2
36	GILMARTIN Sean	P	L/L	188	86	2
40	MOONEYHAM Brett	P	L/L	196	106	2
45	JOHNSON Brian	P	L/L	191	101	1
9	O'BRIEN Peter	C	R/R	191	97	2
16	RODRIGUEZ Steve	C	L/R	185	88	2
4	MILLER Brad	IF	R/R	183	79	2
5	FONTANA Nolan	IF	L/R	180	86	1
6	WRIGHT Ryan	IF	R/R	185	89	2
27	ESPOSITO Jason	IF	R/R	186	90	2
30	RAMIREZ Nick	IF	L/L	181	101	2
8	MAHTOOK Mikie	OF	R/R	185	88	2
14	SPRINGER George	OF	R/R	191	90	2
15	MAGGI Drew	OF	R/R	183	77	2
23	BRADLEY Jackie Jr.	OF	L/R	178	79	2
25	DICKERSON Alex	OF	L/L	191	95	2
11	KINNEBERG Bill	MANAGER				
29	SERRANO Dave	COACH				
1	BLANKMEYER Ed	COACH				
32	GIARRATANO Nino	COACH				

Roster




SRI LANKA


SRI

##	Name	Pos	B/T	Ht	Wt	CI
16	PRASAD A.L.T.A	P	L/L	165	51	2
25	NERANJAN B.I.Imiya.M	P	L/R	174	68	3
36	ASANKA S. Henegedara	P	R/R	175	67	3
85	RAJITHA P.Hewa D.	P	R/R	174	70	1
10	BHANUKA R.S.S.A	C	L/R	175	75	3
21	RUWAN S. Adikari.M	C	L/R	159	54	4
9	THEEKSHANA U.G	IF	R/R	174	62	2
17	INDIKA W	IF	R/R	174	64	4
18	HITHTHATIYA L.D.R.D.	IF	R/R	170	56	2
23	NIROSHAN S.G.P.G.P	IF	L/L	171	65	2
26	WITHANAGE D.T.D.M	IF	R/R	172	60	1
27	DON I.D. Nanayakkara	IF	R/R	168	67	4
32	SAMARASINGHEGE R.B.S	IF	R/R	171	60	2
33	NUWAN Gunarathna	IF	R/R	166	55	3
89	LASANTHA S.M.U.M.U.M	IF	R/R	174	56	1
3	SAHAN L.K.G.G	OF	R/R	165	57	2
24	VITHANAGE D.M.P.N	OF	R/R	168	65	3
54	GAYAN S. T. A	OF	L/R	178	64	4
69	GAYAN M.K.P.G	OF	R/R	162	61	3
77	JEEWAKA C. P. N. H	OF	R/R	162	58	1
50	WATANABE Yasuma	MANAGER				

Roster

		CHINESE TAIPEI					TPE
##	Name	Pos	B/T	Ht	Wt	Cl	
10	LIN Yu Ching	P	L/R	180	82	3	
16	HSU Wen Cheng	P	R/R	187	92	4	
19	LAI Hung Cheng	P	L/L	180	75	5	
34	TSENG Tsung Hsuan	P	R/R	182	80	1	
47	CHEN Kuan Yu	P	L/L	178	73	1	
59	LIAO Chuang Ju	P	L/L	180	72	2	
77	LIN Chen Hua	P	R/R	186	85	3	
85	LIAO Wen-Yang	P	R/R	177	80	4	
97	CHIU Hao Chun	P	R/R	180	62	1	
13	CHOU Sheng Hsun	C	R/R	164	70	3	
14	WANG Chun Chieh	C	R/R	174	70	3	
23	YANG Kuan Wei	C	R/R	182	85	3	
2	TANG Ting Yu	IF	R/R	170	65	3	
5	CHEN Wei Chih	IF	R/R	168	72	3	
11	YANG Hsien Hsien	IF	R/R	169	69	G	
61	TENG Chih Wei	IF	L/R	187	90	3	
64	LIN Wei Ting	IF	R/R	178	80	3	
66	HUANG Chih Pei	IF	R/R	183	90	4	
8	LAN Yin Lun	OF	L/R	181	83	2	
24	LIN Chun Liang	OF	L/R	176	66	2	
42	HUANG Yi Kun	OF	R/R	175	80	1	
99	HUNG Chen Yu	OF	L/L	174	90	3	
3	YEH Chih Shien	MANAGER					
88	KUO Tai Yuan	COACH					
6	CHEN Wei Chen	COACH					
32	KUNG Jung Tang	COACH					

Roster

		JAPAN					JPN
##	Name	Pos	B/T	Ht	Wt	Cl	
1	SAITO Yuki	P	R/R	175	75	4	
11	SUGANO Tomoyuki	P	R/R	185	86	3	
14	INUI Masahiro	P	L/L	175	74	4	
15	OHISHI Tatsuya	P	L/R	182	76	4	
17	FUJIOKA Takahiro	P	L/L	181	80	3	
18	KAGAMI Kisho	P	R/R	186	88	4	
20	NOMURA Yusuke	P	R/R	177	72	3	
21	NAKAUSHIRO	P	L/L	182	72	3	
22	KOIKE Shota	C	R/R	183	83	4	
27	FUSHIMI Torai	C	R/R	182	83	2	
2	INOUE Seiya	IF	R/R	180	100	3	
3	WATANABE Kimio	IF	L/R	164	66	4	
4	ABE Toshihiro	IF	L/R	180	73	4	
5	SUZUKI Daichi	IF	L/R	175	75	3	
6	ARAKI Fumiya	IF	L/R	180	75	4	
7	OKAZAKI Keisuke	IF	R/R	172	75	3	
8	MATSUMOTO Koichiro	IF	L/R	178	78	2	
26	TAKI Hiroshi	IF	L/R	178	74	2	
9	ITO Hayata	OF	L/R	176	82	3	
10	ISHIMINE Shota	OF	R/R	178	78	4	
24	HASEGAWA Yuichi	OF	R/R	177	80	4	
25	WAKAMATSU Masahiro	OF	R/R	180	90	4	
30	ENOMOTO Tamotsu	MANAGER					
40	OUTAKE Atsuyoshi	COACH					
50	YOKOI Hitoki	COACH					
55	FURUKAWA Yuichi	COACH					

※ G= Graduated

Technical Appointments

Friday 30th July

Game 1

Field	Time	Home Team	Visitor Team	
Jingu	12:00	CHINESE TAIPEI	CANADA	
Umpires:	K.Kuwabara (JPN)	Li Weigeng (CHN)	T.Yamaguchi (JPN)	Yoon Myung-Hoon (KOR)
Scorekeepers:	T.Sumii (JPN)	S.Numata (JPN)		
T.C.:	K.Aso (JPN)			

Game 2

Field	Time	Home Team	Visitor Team	
Jingu	18:00	JAPAN	SOUTH KOREA	
Umpires:	Greg Street (USA)	H. Ming-Liang(TPE)	E. Jerkovits (CAN)	Sujeewa (SRI)
Scorekeepers:	S.Seki (JPN)	T.Kudoh (JPN)		
T.C.:	M.Yamanaka (JPN)			

Game 3

Field	Time	Home Team	Visitor Team	
U-S	14:00	UNITED STATE OF AMERICA	SRI LANKA	
Umpires:	T.Totsuka (JPN)	T.Muramatsu (JPN)	Y.Ishizaki (JPN)	J.Motoo (JPN)
Scorekeepers:	N.Otsuka (JPN)	T.Yugeta (JPN)		
T.C.:	Y.Yoshikawa			



5th World University Baseball Championship supported by Panasonic

Japan
July 30-August 7, 2010



**BASEBALL
2010**

Japan
5th World University
Championship



INTERNATIONAL
University Sports


supported by **Panasonic**

Daily Report 2

Teams	
PoolA	PoolB
Canada(CAN)	China(CHN)
United States of America(USA)	South Korea(KOR)
Sri Lanka(SRI)	Cuba(CUB)
Chinese Taipei(TPE)	Japan(JPN)

Schedule

Game	At time	Ballpark	Pool	Home team	Visiting team	Final Score	Inn.
Friday 30th July							
1	12:00	Jingu	A	TPE	CAN	2-3	9
2	18:00	Jingu	B	JPN	KOR	4-0	9
3	14:00	U-S	A	USA	SRI	15-0	5
Saturday 31st July							
4	12:00	Jingu	B	KOR	CUB	-	
5	18:00	Jingu	B	CHN	JPN	-	
6	14:00	U-S	A	CAN	SRI	-	
Sunday 1st August							
7	12:00	Jingu	B	JPN	CUB	-	
8	18:00	Jingu	A	USA	TPE	-	
9	14:00	U-S	B	KOR	CHN	-	
Monday 2nd August							
10	12:00	Y'hama	A	SRI	TPE	-	
11	18:00	Y'hama	A	CAN	USA	-	
12	14:00	KAIT	B	CUB	CHN	-	
Tuesday 3rd August							
13	12:00	Y'hama		Quarter Final		-	
14	14:00	KAIT		Quarter Final		-	



5th World University Baseball Championship supported by Panasonic

Japan
July 30-August 7, 2010

Wednesday 4th August

15	12:00	Y'hama	Quarter Final	—
16	18:00	Y'hama	Quarter Final	—
17	14:00	KAIT	QF-A Loser	QF-B Loser

Thursday 5th August

18	12:00	Y'hama	Semi Final	—
19	18:00	Y'hama	Semi Final	—
20	14:00	KAIT	QF-C Loser	QF-D Loser

Friday 6th August

21	12:00	Jingu	Game for 5th and 6th Place	—
22	14:00	U-S	Game for 7th and 8th Place	—

Saturday 7th August

23	12:00	Jingu	Bronze Medal Game	—
24	18:00	Jingu	Gold Medal Game	—

Sunday 8th August

		Jingu	Rain date	—
		U-S	Rain date	—









※Jingu = Meiji Jingu Stadium

U-S = Utsumi - Shimaoka Ballpark


Y'hama = Yokohama Stadium

KAIT = KAIT Stadium

Pool A

							Game	W	L	Ave.
	Canada	-				W 3-2	1	1	0	1.000
	U.S.A.			-	W 15-0		1	1	0	1.000
	Sri Lanka			L 0-15	-		1	0	1	.000
	Chinese Taipei	L 2-3				-	1	0	1	.000

Pool B

							Game	W	L	Ave.
	China	-								
	Korea			-		L 0-4	1	0	1	.000
	Cuba				-					
	Japan			W 4-0		-	1	1	0	1.000

Abbreviations

HITTING

2B	Doubles
3B	Triples
AB	At bats
AVG	Batting average
BB	Base on balls
GPD	Grounded into double plays
GP / GS	Games played / Games started
H	Base hits
HBP	Hit by pitch
HR	Home runs
IBB	Intentional base on balls
OB%	On base percentage
R	Runs scored
RBI	Runs batted in
SB / ATT	Stolen bases / Stolen bases attempts
SF	Sacrifice flies
SH	Sacrifice hits
SLG%	Slugging percentage
SO	Strikeouts
TB	Total bases

PITCHING

2B	Doubles allowed
3B	Triples allowed
AB	At bats
APP / GS	Appearances / Game starts
B/Avg	Opponent batting average
BB	Base on balls allowed
BF	Batters faced
IBB	Intentional base on balls allowed
BK	Balk
CG	Complete games
ER	Earned runs allowed
ERA	Earned run average
FO	Fly outs
GO	Ground outs
H	Hits allowed
HBP	Hit by pitch
HR	Home runs allowed
IP	Innings played
R	Runs allowed
SFA	Sacrifice flies allowed
SHA	Sacrifice hits allowed
SHO/CHO	Shutouts / Combination shutouts
SO	Strikeouts
SV	Saves
W/L	Wins/Losses
WP	Wild pitches
NP	Number of pitches

FIELDING

A	Assists
C	Chances
CI	Catcher's interference
CSB	Caught stealing by (pitcher and catcher)
DPs	Double plays participated in
E	Errors
FLD%	Fielding percentage
PB	Passed balls (catcher)
PO	Putouts
SBA	Stolen bases allowed (pitcher and catcher)
SBA%	Stolen bases against percentage (pitcher and catcher)

ANALYSIS STATISTICS

vs Left	Avg against left-handed pitchers
vs Right	Avg against right-handed pitchers
rch by leadoff	Avg when leading off an inning
with 2 outs	Avg when batting with 2 outs
w/runners on	Avg when batting with runners on base
w/bases empty	Avg when batting with bases empty
RBI ops	Avg when batting with runners on 2nd or 3rd base
Gnd out	Number of ground outs (includes SACs, but not errors)
Fly out	Number of fly outs (includes SFs, but not errors)
Fly / Gnd	Fly outs to ground outs ratio
pinch hitting	Avg as pinch hitter
with runners in scoring pos	Avg when batting with runners in scoring positions
w/rnr on 3rd and LT 2 outs	Avg when batting with runner on third base and less than 2 outs
with 2 outs	Avg when batting with 2 outs
2 out rbi	Runs batted in with 2 outs
success advancing rnr	Success advancing runners
#rnr adv w/out	Number of times batter made an out and advanced at least 1 runner
rnr lob	Number of runners left on base by last batter of inning
rch err	Reach first base on error
rch fc	Reach first base on fielder's choice
kl	Strikeouts look

Game Summary 1



CHINESE TAIPEI - CANADA



Score by Innings		R	H	E
CANADA	0 2 0 1 0 0 0 0	3	8	1
CHINESE TAIPEI	0 0 1 0 0 0 1 0	2	4	2

CANADA 3 (1-0)

Player	AB	R	H	BI	2B	3B	HR	BB	SB	CS	HP	SH	SF	SO	IBB	KL	GDP	PO	A	E
MARSHALL 2b	5	0	1	0	0	0	0	0	1	0	0	0	0	0	0	0	0	2	5	1
WALLANCE cf	3	0	0	0	0	0	0	1	1	0	1	0	0	0	0	0	0	3	0	0
DUNSMORE lf	3	0	1	0	0	0	0	2	0	1	0	0	0	0	0	0	0	2	0	0
ELLIS 3b	4	0	0	0	0	0	0	0	0	0	0	0	0	0	0	0	0	1	2	0
FLEMMING dh	4	1	1	1	0	0	1	0	0	0	0	0	0	2	0	0	0	0	0	0
WELCH c	4	0	2	0	1	0	0	0	0	0	0	0	0	0	0	0	0	4	0	0
REGAN 1b	3	1	0	0	0	0	0	1	0	0	0	0	0	0	0	0	1	10	0	0
CARRUTHERS rf	4	1	2	0	0	1	0	0	0	0	0	0	0	0	0	0	0	4	1	0
BELL ss	4	0	1	1	0	0	0	0	0	0	0	0	0	1	0	0	0	1	2	0
MCDONALD p	0	0	0	0	0	0	0	0	0	0	0	0	0	0	0	0	0	0	0	0
REYNOLDS p	0	0	0	0	0	0	0	0	0	0	0	0	0	0	0	0	0	0	0	0
Totals	34	3	8	2	1	1	1	4	2	1	1	0	0	3	0	0	1	27	10	1

CHINESE TAIPEI 2 (0-1)

Player	AB	R	H	BI	2B	3B	HR	BB	SB	CS	HP	SH	SF	SO	IBB	KL	GDP	PO	A	E
LIN W 2b	4	0	0	0	0	0	0	0	0	0	0	0	0	1	0	0	0	2	4	1
YANG H ss	4	0	1	1	0	0	0	0	0	0	0	0	0	0	0	0	0	2	4	1
HUNG rf	4	0	0	0	0	0	0	0	0	0	0	0	0	0	0	0	0	2	0	0
HUANG C 1b	4	1	1	1	0	0	1	0	0	0	0	0	0	3	0	1	0	9	1	0
YANG K dh	3	0	1	0	1	0	0	0	0	0	0	0	0	0	0	0	0	0	0	0
TENG ph	1	0	0	0	0	0	0	0	0	0	0	0	0	0	0	0	0	0	0	0
WANG c	3	0	0	0	0	0	0	0	0	0	0	0	0	0	0	0	0	5	1	0
CHEN W 3b	3	0	0	0	0	0	0	0	0	0	0	0	0	0	0	0	0	2	2	0
HUANG Y lf	2	1	1	0	0	0	0	1	0	0	0	0	0	0	0	0	0	2	0	0
LAN cf	2	0	0	0	0	0	0	0	0	0	0	1	0	0	0	0	0	2	0	0
LIAO W p	0	0	0	0	0	0	0	0	0	0	0	0	0	0	0	0	0	0	1	0
LAI p	0	0	0	0	0	0	0	0	0	0	0	0	0	0	0	0	0	1	2	0
Totals	30	2	4	2	1	0	1	1	0	0	0	1	0	4	0	1	0	27	15	2

CANADA	W/S/L	IP	H	R	ER	BB	SO	WP	HB	BK	IBB	SH	SF	CI	2B	3B	HR	AB	BF	FO	GO	NP
MCDONALD	W,1-0	8.0	3	1	1	1	4	0	0	0	0	1	0	0	1	0	0	26	28	12	7	105
REYNOLDS	S,1	1.0	1	1	1	0	0	0	0	0	0	0	0	0	0	0	1	4	4	1	2	15

CHINESE TAIPEI	W/S/L	IP	H	R	ER	BB	SO	WP	HB	BK	IBB	SH	SF	CI	2B	3B	HR	AB	BF	FO	GO	NP
LIAO W	L,0-1	3.2	5	3	2	2	1	0	0	0	0	0	0	0	0	1	1	16	18	3	6	76
LAI		5.1	3	0	0	2	2	0	1	0	0	0	0	0	1	0	0	18	21	5	8	85

Umpires - HP: K.Kuwabara (JPN) 1B: Li Weigeng (CHN) 2B: T.Yamaguchi (JPN) 3B:
Yoon Myung-Hoon(KOR) Start: 12:00 Time: 2:45 Attendance: 300

Weather: Cloudy

Game notes: TC:K.Aso (JPN) Scorer:T.Sumii (JPN) S.Numata (JPN)

Game: 1

Game Summary 2



JAPAN – SOUTH KOREA



Score by Innings R H E

SOUTH KOREA 000 000 000 0 7 0
JAPAN 000 002 02X 4 6 1

SOUTH KOREA 0 (0-1)

Player	AB	R	H	BI	2B	3B	HR	BB	SB	CS	HP	SH	SF	SO	IBB	KL	GDP	PO	A	E
KO J cf	4	0	1	0	0	0	0	0	0	0	0	0	0	1	0	0	0	2	0	0
LEE T rf	3	0	0	0	0	0	0	1	0	0	0	0	0	2	0	1	0	1	0	0
SEO dh	4	0	1	0	0	0	0	0	0	0	0	0	0	0	0	0	0	0	0	0
KIM 1b	4	0	3	0	0	0	0	0	0	0	0	0	0	1	0	0	0	11	1	0
NO J 3b	2	0	0	0	0	0	0	0	0	0	0	0	0	1	0	0	0	0	1	0
KO Y 3b	2	0	0	0	0	0	0	0	0	0	0	0	0	2	0	1	0	0	0	0
SHIN ss	4	0	1	0	0	0	0	0	0	0	0	0	0	1	0	0	0	4	2	0
PARK J lf	3	0	0	0	0	0	0	0	0	0	0	1	0	3	0	0	0	2	0	0
JUNG Y 2b	4	0	1	0	0	0	0	0	0	0	0	0	0	2	0	1	0	0	6	0
YOON Y c	3	0	0	0	0	0	0	0	0	0	0	0	0	3	0	1	0	4	0	0
CHO ph	1	0	0	0	0	0	0	0	0	0	0	0	0	1	0	0	0	0	0	0
YOON M p	0	0	0	0	0	0	0	0	0	0	0	0	0	0	0	0	0	0	0	0
NA p	0	0	0	0	0	0	0	0	0	0	0	0	0	0	0	0	0	0	0	0
LIM p	0	0	0	0	0	0	0	0	0	0	0	0	0	0	0	0	0	0	1	0
Totals	34	0	7	0	0	0	0	1	0	0	0	1	0	17	0	4	0	24	11	0

JAPAN 4 (1-0)

Player	AB	R	H	BI	2B	3B	HR	BB	SB	CS	HP	SH	SF	SO	IBB	KL	GDP	PO	A	E
SUZUKI 3b	3	0	0	0	0	0	0	0	0	0	0	0	0	0	0	0	2	0	0	1
MATSUMOTO ph/3b	1	0	0	0	0	0	0	0	0	0	0	0	0	0	0	0	0	0	0	0
ABE ss	3	1	0	0	0	0	0	1	0	0	0	0	0	0	0	0	0	0	2	0
ISHIMINE cf	3	2	2	2	0	0	1	1	1	0	0	0	0	1	0	1	0	1	0	0
ITO rf	4	1	1	2	0	0	1	0	0	0	0	0	0	1	0	0	0	1	0	0
TAKI 1b	4	0	0	0	0	0	0	0	0	0	0	0	0	1	0	0	0	6	1	0
KOIKE c	3	0	0	0	0	0	0	0	0	0	0	0	0	1	0	1	0	17	0	0
INOUE dh	1	0	0	0	0	0	0	1	0	0	0	0	0	0	0	0	0	0	0	0
ARAKI pr	0	0	0	0	0	0	0	0	0	0	1	0	0	0	0	0	0	0	0	0
HASEGAWA lf	3	0	2	0	1	0	0	0	0	0	0	0	0	0	0	0	0	0	0	0
WATANABE 2b	2	0	1	0	0	0	0	1	0	0	0	0	0	0	0	0	0	2	1	0
SAITO p	0	0	0	0	0	0	0	0	0	0	0	0	0	0	0	0	0	0	1	0
INUUI p	0	0	0	0	0	0	0	0	0	0	0	0	0	0	0	0	0	0	1	0
OHISHI p	0	0	0	0	0	0	0	0	0	0	0	0	0	0	0	0	0	0	0	0
Totals	27	4	6	4	1	0	2	4	1	0	1	0	0	4	0	2	2	27	6	1

SOUTH KOREA	W/S/L	IP	H	R	ER	BB	SO	WP	HB	BK	IBB	SH	SF	CI	2B	3B	HR	AB	BF	FO	GO	NP
YOON M	L,0-1	5.1	4	1	1	3	2	0	0	0	0	0	0	0	1	0	0	18	21	3	9	74
NA		0.2	1	1	1	0	0	0	1	0	0	0	0	0	0	0	1	3	4	2	0	9
LIM		2.0	1	2	2	1	2	0	0	0	0	0	0	0	0	0	1	6	7	3	0	35

JAPAN	W/S/L	IP	H	R	ER	BB	SO	WP	HB	BK	IBB	SH	SF	CI	2B	3B	HR	AB	BF	FO	GO	NP
SAITO	W,1-0	6.0	5	0	0	1	9	1	0	0	0	1	0	0	0	0	0	23	25	3	6	111
INUUI		2.0	2	0	0	0	5	0	0	0	0	0	0	0	0	0	0	8	8	0	1	44
OHISHI		1.0	0	0	0	0	3	0	0	0	0	0	0	0	0	0	0	3	3	0	0	14

Umpires – HP: Greg Street(USA) 1B: H.Ming-Liang(TPE) 2B: E.Jerkovits(CAN) 3B: Sujeewa(SRI) Start: 18:00 Time: 3:05 Attendance: 5000
Weather: Cloudy NA faced 1 batter in the 7th.
Game: 2

Game Summary 3



UNITED STATES OF AMERICA – SRI LANKA



Score by Innings R H E

SRI LANKA 000 00 0 1 3
USA 107 52x 15 12 0

SRI LANKA 0 (0-1)

Player	AB	R	H	BI	2B	3B	HR	BB	SB	CS	HP	SH	SF	SO	IBB	KL	GDP	PO	A	E
WITHANAGE lf	2	0	0	0	0	0	0	0	0	0	0	0	0	2	0	0	0	1	0	1
THEEKSHANA 2b	2	0	1	0	0	0	0	0	0	0	0	0	0	0	0	0	0	0	1	0
NIROSHAN 1b	2	0	0	0	0	0	0	0	0	0	0	0	0	2	0	0	0	5	0	0
BHANUKA c	2	0	0	0	0	0	0	0	0	0	0	0	0	2	0	1	0	2	0	0
ASANKA 3b	2	0	0	0	0	0	0	0	0	0	0	0	0	1	0	0	0	0	0	0
NERANJAN p	1	0	0	0	0	0	0	0	0	0	0	0	0	1	0	1	0	0	1	0
RAJITHA p	0	0	0	0	0	0	0	0	0	0	0	0	0	0	0	0	0	0	0	0
SAMARASINGHE ph	1	0	0	0	0	0	0	0	0	0	0	0	0	1	0	0	0	0	0	0
PRASAD p	0	0	0	0	0	0	0	0	0	0	0	0	0	0	0	0	0	0	0	0
LASANTHA ss	2	0	0	0	0	0	0	0	1	0	0	0	0	2	0	1	0	0	0	0
GAYAN P rf	2	0	0	0	0	0	0	0	0	0	0	0	0	2	0	0	0	3	0	0
SAHAN cf	1	0	0	0	0	0	0	0	0	0	0	0	0	1	0	0	0	3	0	2
Totals	17	0	1	0	0	0	0	0	1	0	0	0	0	14	0	3	0	14	2	3

USA 15 (1-0)

Player	AB	R	H	BI	2B	3B	HR	BB	SB	CS	HP	SH	SF	SO	IBB	KL	GDP	PO	A	E
MAGGI 2b	3	2	2	1	1	0	0	0	0	0	0	0	0	0	0	0	0	0	1	0
MILLER ph/2b	0	0	0	0	0	0	0	1	0	0	0	0	0	0	0	0	0	0	0	0
FONTANA ss	4	1	1	0	0	0	0	0	1	0	0	0	0	0	0	0	0	0	0	0
BRADLEY cf	3	1	0	1	0	0	0	0	0	0	0	0	1	1	0	0	0	0	0	0
WRIGHT dh	3	2	2	1	1	0	0	0	1	0	0	0	0	0	0	0	0	0	0	0
DICKERSON ph	1	0	0	0	0	0	0	0	0	0	0	0	0	0	0	0	0	0	0	0
SPRINGER lf	3	3	2	2	1	0	1	1	1	0	0	0	0	0	0	0	0	0	0	0
RAMIREZ Nick 1b	2	3	1	1	0	0	1	1	0	0	1	0	0	0	0	0	0	2	0	0
ESPOSITO 3b	1	2	1	3	1	0	0	0	1	0	2	0	0	0	0	0	0	0	0	0
O'BRIEN c	2	0	0	1	0	0	0	0	0	0	0	0	1	1	0	0	0	13	0	0
MAHTOOK rf	3	1	3	3	1	1	0	0	1	0	0	0	0	0	0	0	0	0	0	0
GRAY p	0	0	0	0	0	0	0	0	0	0	0	0	0	0	0	0	0	0	0	0
Totals	25	15	12	13	5	1	2	3	5	0	3	0	2	2	0	0	0	15	1	0

SRI LANKA	W/S/L	IP	H	R	ER	BB	SO	WP	HB	BK	IBB	SH	SF	CI	2B	3B	HR	AB	BF	FO	GO	NP
NERANJAN	L,0-1	3.1	8	11	8	2	2	0	2	1	0	0	1	0	3	1	0	18	23	5	3	72
RAJITHA		0.2	2	2	1	1	0	0	1	0	0	0	1	0	2	0	0	3	6	2	0	19
PRASAD		0.2	2	2	2	0	0	0	0	0	0	0	0	0	0	0	2	4	4	2	0	10

USA	W/S/L	IP	H	R	ER	BB	SO	WP	HB	BK	IBB	SH	SF	CI	2B	3B	HR	AB	BF	FO	GO	NP
GRAY	W,1-0	5.0	1	0	0	0	14	0	0	0	0	0	0	0	0	0	0	17	17	0	2	71

Umpires – HP: T.Totsuka(JPN) 1B: T.Muramatsu(JPN) 2B: Y.Ishizaki(JPN) 3B:

J.Motoo(JPN) Start: 14:00 Time: 1:24 Attendance:

Weather: Cloud

Game: 3

Leaders Summary

TEAM BATTING	G	Avg	AB	R	H	RBI	2B	3B	HR	BB	SO	SB
CAN	1	0.235	34	3	8	2	1	1	1	4	3	2
KOR	1	0.206	34	0	7	0	0	0	0	1	17	0
USA	1	0.480	25	15	12	13	5	1	2	3	2	5
SRI	1	0.059	17	0	1	0	0	0	0	0	14	1
TPE	1	0.133	30	2	4	2	1	0	1	1	4	0
JPN	1	0.222	27	4	6	4	1	0	2	4	4	1

TEAM PITCHING	G	ERA	W	L	S	IP	H	R	ER	BB	SO
CAN	1	2.00	1	0	1	9.0	4	2	2	1	4
KOR	1	4.50	0	1	0	8.0	6	4	4	4	4
USA	1	4.50	0	1	0	8.0	6	4	4	4	4
SRI	1	21.21	0	1	0	4.2	12	15	11	3	2
TPE	1	2.00	0	1	0	9.0	8	3	2	4	3
JPN	1	0.00	1	0	0	9.0	7	0	0	1	17

INDIVIDUAL BATTING

Min 2.7AB/Team Game	G	Avg	AB	R	H	RBI	2B	3B	HR	BB
Mahtook USA	1	1.000	3	1	3	3	1	1	0	0
KIM YONG HO USA	1	0.750	4	0	3	0	0	0	0	0
Springer KOR	1	0.667	3	3	2	2	1	0	1	1
Maggi USA	1	0.667	3	2	2	1	1	0	0	0
Wright USA	1	0.667	3	2	2	1	1	0	0	0
Ishimine USA	1	0.667	3	2	2	2	0	0	1	1
Hasegawa JPN	1	0.667	3	0	2	0	1	0	0	0
Welch JPN	1	0.500	4	0	2	0	1	0	0	0
Carruthers USA	1	0.500	4	1	2	0	0	1	0	0
YANG KUAN WEI SRI	1	0.333	3	0	1	0	1	0	0	0

INDIVIDUAL PITCHING

Min 0.8 IP/Team game	GP	ERA	W	L	S	IP	HIT	LR	ER	BB	SO
Gray USA	1	0.00	1	0	0	5.0	1	0	0	0	14
LAI HUNG CHENG TPE	1	0.00	0	0	0	5.1	3	0	0	2	2
Saito JPN	1	0.00	1	0	0	6.0	5	0	0	0	9
Inui JPN	1	0.00	0	0	0	2.0	2	0	0	1	5
Oishi JPN	1	0.00	0	0	0	1.0	0	0	0	0	3
McDonald CAN	1	1.13	1	0	0	8.0	3	1	1	1	4
YOON MYUNG JUNE KOR	1	1.69	0	1	0	5.1	4	1	1	3	2
LIAO WEN-YANG TPE	1	4.91	0	1	0	3.2	5	3	2	2	1
Reynolds CAN	1	9.00	0	0	0	1.0	1	1	1	0	0
LIM CHI YOUNG KOR	1	9.00	0	0	0	2.0	1	2	2	1	2

HITS

KIM YONG KOR	3
Mahtook USA	3
7 tied with 2 hit(s)	

RUNS SCORED IN

Springer USA	3
N.Ramirez USA	3
4 tied with 2 run(s)	

RUNS BATTED IN

Esposito USA	3
Mahtook USA	3
Springer USA	2
Ishimine JPN	2
Ito JPN	2

DOUBLES

8 tied with 1 double(s)	
-------------------------	--

TRIPLES

Mahtook USA	1
Carruthers CAN	1

HOME RUNS

6 tied with 1 home run(s)	
---------------------------	--

TOTAL BASES

Springer USA	6
Mahtook USA	6
Ishimine JPN	5
5 tied with 4 total base(s)	

STOLEN BASES SB-ATT

9 tied with 1 stolen base(s)	
------------------------------	--

STRIKEOUTS	IP	SO
Gray USA	5.0	14
Saito JPN	6.0	9
Inui JPN	2.0	5
McDonald CAN	8.0	4
Oishi JPN	1.0	3

Technical Appointments

Saturday 31st July

Game 4

Field	Time	Home Team		Visitor Team
Jingu	12:00	SOUTH KOREA		CUBA
Umpires:	S.Hayashi(JPN)	T.Suzuki(JPN)	Sujeewa(SRI)	K.Numa(JPN)
Scorekeepers:	S.Seki(JPN)	Y.Shimamura(JPN)		
T.C.:	M.Yamanaka			

Game 5

Field	Time	Home Team		Visitor Team
Jingu	18:00	CHINA		JAPAN
Umpires:	E.Jerkovits(CAN)	G.Street(USA)	H.Ming-Liang(TPE)	T.Totsuka(JPN)
Scorekeepers:	T.Sumii(JPN)	T.Yugeta(JPN)		
T.C.:	K.Aso(JPN)			

Game 6

Field	Time	Home Team		Visitor Team
U-S	14:00	CANADA		SRI LANKA
Umpires:	Li Weigeng(CHN)	Yoon Myung-Hoon(KOR)	T.Kikuchi(JPN)	T.Yamaguchi(JPN)
Scorekeepers:	N.Otsuka(JPN)	T.Kudoh(JPN)		
T.C.:	Y.Yoshikawa(JPN)			



5th World University Baseball Championship supported by Panasonic

Japan
July 30-August 7, 2010



**BASEBALL
2010**

Japan
5th World University
Championship

INTERNATIONAL
University Sports

supported by **Panasonic**

Daily Report 3

Teams	
PoolA	PoolB
Canada(CAN)	China(CHN)
United States of America(USA)	Korea(KOR)
Sri Lanka(SRI)	Cuba(CUB)
Chinese Taipei(TPE)	Japan(JPN)

Schedule

Game	At time	Ballpark	Pool	Home team	Visiting team	Final Score	Inn.
Friday 30th July							
1	12:00	Jingu	A	TPE	CAN	2-3	9
2	18:00	Jingu	B	JPN	KOR	4-0	9
3	14:00	U-S	A	USA	SRI	15-0	5
Saturday 31st July							
4	12:00	Jingu	B	KOR	CUB	0-18	5
5	18:00	Jingu	B	CHN	JPN	0-15	6
6	14:00	U-S	A	CAN	SRI	18-0	5
Sunday 1st August							
7	12:00	Jingu	B	JPN	CUB	-	
8	18:00	Jingu	A	USA	TPE	-	
9	14:00	U-S	B	KOR	CHN	-	
Monday 2nd August							
10	12:00	Y'hama	A	SRI	TPE	-	
11	18:00	Y'hama	A	CAN	USA	-	
12	14:00	KAIT	B	CUB	CHN	-	
Tuesday 3rd August							
13	12:00	Y'hama		Quarter Final		-	
14	14:00	KAIT		Quarter Final		-	



5th World University Baseball Championship supported by Panasonic

Japan
July 30-August 7, 2010

Wednesday 4th August

15	12:00	Y'hama	Quarter Final	—
16	18:00	Y'hama	Quarter Final	—
17	14:00	KAIT	QF-A Loser	QF-B Loser

Thursday 5th August

18	12:00	Y'hama	Semi Final	—
19	18:00	Y'hama	Semi Final	—
20	14:00	KAIT	QF-C Loser	QF-D Loser

Friday 6th August

21	12:00	Jingu	Game for 5th and 6th Place	—
22	14:00	U-S	Game for 7th and 8th Place	—

Saturday 7th August

23	12:00	Jingu	Bronze Medal Game	—
24	18:00	Jingu	Gold Medal Game	—

Sunday 8th August

		Jingu	Rain date	—
		U-S	Rain date	—

※Jingu = Meiji Jingu Stadium

U-S = Utsumi - Shimaoka Ballpark

Y'hama = Yokohama Stadium

KAIT = KAIT Stadium

Pool A

							Game	W	L	Ave.
	Canada		-		W 18-0	W 3-2	2	2	0	1.000
	U.S.A.			-	W 15-0		1	1	0	1.000
	Sri Lanka	L 0-18	L 0-15	-			2	0	2	.000
	Chinese Taipei	L 2-3				-	1	0	1	.000

Pool B

							Game	W	L	Ave.
	China		-			L 0-15	1	0	1	.000
	Korea			-	L 0-18	L 0-4	2	0	2	.000
	Cuba			W 18-0	-		1	1	0	1.000
	Japan	W 15-0	W 4-0			-	2	2	0	1.000

Game Summary 4



KOREA – CUBA



Score by Innings R H E

CUBA	406	80	18	16	0
KOREA	000	00	0	2	0

CUBA 18 (1-0)

Player	AB	R	H	BI	2B	3B	HR	BB	SB	CS	HP	SH	SF	SO	IBB	KL	GDP	PO	A	E
MARTIN cf	2	3	0	0	0	0	0	2	0	0	1	0	0	0	0	0	1	1	0	0
CERCE 2b	3	1	1	1	0	1	0	1	0	0	0	0	0	0	0	0	0	0	3	0
OLIVERA dh	3	1	1	3	1	0	0	0	0	0	0	0	1	0	0	0	0	0	0	0
DESPAIGNE A lf	3	3	2	0	1	0	0	1	0	0	0	0	0	0	0	0	0	1	0	0
CESPEDES rf	4	4	4	6	0	0	2	0	0	0	0	0	0	0	0	0	0	0	0	0
ABREU 1b	3	2	2	0	0	0	0	1	0	0	0	0	0	0	0	0	0	6	0	0
DIAZ 3b	3	1	1	1	0	0	0	0	0	0	0	0	1	0	0	0	0	0	1	0
MOREJON c	3	2	3	3	1	0	0	1	0	0	0	0	0	0	0	0	0	7	0	0
BORROTO ss	4	1	2	3	0	0	1	0	0	0	0	0	0	0	0	0	0	0	1	0
PEDROSO p	0	0	0	0	0	0	0	0	0	0	0	0	0	0	0	0	0	0	1	0
Totals	28	18	16	17	3	1	3	6	0	0	1	0	2	0	0	0	1	15	6	0

KOREA 0 (0-2)

Player	AB	R	H	BI	2B	3B	HR	BB	SB	CS	HP	SH	SF	SO	IBB	KL	GDP	PO	A	E
KO J cf	2	0	0	0	0	0	0	0	0	0	0	0	0	1	0	0	0	1	0	0
LEE T rf	2	0	0	0	0	0	0	0	0	0	0	0	0	1	0	1	0	3	0	0
SEO dh	2	0	0	0	0	0	0	0	0	0	0	0	0	1	0	1	0	0	0	0
KIM 1b	2	0	0	0	0	0	0	0	0	0	0	0	0	1	0	1	0	8	0	0
CHO c	1	0	0	0	0	0	0	0	0	0	0	0	0	0	0	0	0	0	0	0
YOON Y c	1	0	0	0	0	0	0	0	0	0	0	0	0	0	0	0	0	0	0	0
SHIN B ss	2	0	0	0	0	0	0	0	0	0	0	0	0	0	0	0	0	1	3	0
PARK J lf	2	0	1	0	0	0	0	0	0	0	0	0	0	1	0	1	0	1	0	0
KU 3b	2	0	0	0	0	0	0	0	0	0	0	0	0	2	0	1	0	0	1	0
JUNG Y 2b	1	0	1	0	0	0	0	0	0	0	0	0	0	0	0	0	0	1	2	0
NO S p	0	0	0	0	0	0	0	0	0	0	0	0	0	0	0	0	0	0	1	0
SHIN J p	0	0	0	0	0	0	0	0	0	0	0	0	0	0	0	0	0	0	0	0
LEE K p	0	0	0	0	0	0	0	0	0	0	0	0	0	0	0	0	0	0	0	0
LEE H p	0	0	0	0	0	0	0	0	0	0	0	0	0	0	0	0	0	0	0	0
Totals	17	0	2	0	0	0	0	0	0	0	0	0	0	7	0	5	0	15	7	0

CUBA	W/S/L	IP	H	R	ER	BB	SO	WP	HB	BK	IBB	SH	SF	CI	2B	3B	HR	AB	BF	FO	GO	NP
PEDROSO	W,1-0	5.0	2	0	0	0	7	0	0	0	0	0	0	0	0	0	0	17	17	2	6	70

KOREA	W/S/L	IP	H	R	ER	BB	SO	WP	HB	BK	IBB	SH	SF	CI	2B	3B	HR	AB	BF	FO	GO	NP
NO S	L,0-1	2.0	5	5	5	2	0	1	0	0	0	0	2	0	1	1	0	9	13	4	2	54
SHIN J		0.2	4	5	5	1	0	0	1	0	0	0	0	0	2	0	1	6	8	2	0	24
LEE K		1.1	5	8	8	3	0	0	0	0	0	0	0	0	0	0	2	9	12	2	2	44
LEE H		1.0	2	0	0	0	0	0	0	0	0	0	0	0	0	0	0	4	4	0	2	12


Umpires - HP: Hayashi(JPN) 1B: Suzuki(JPN) 2B: Sujeewa(SRI) 3B: Numa(JPN)

Start: 12:02 Time: 1:56 Attendance: 500

Weather: Cloudy TC:Yamanaka(JPN) SCORER:S.Seki (JPN) Y.Shimamura (JPN)

NO S faced 1 batter in the 3rd. Game: 4

Game Summary 5



CHINA – JAPAN



Score by Innings R H E

JAPAN 103 704 15 17 0
CHINA 000 000 0 1 2

JAPAN 15 (2-0)

Player	AB	R	H	BI	2B	3B	HR	BB	SB	CS	HP	SH	SF	SO	IBB	KL	GDP	PO	A	E
SUZUKI 3b	3	2	2	0	0	1	0	1	0	0	0	0	0	0	0	0	0	0	0	0
OKAZAKI 3b	1	0	1	1	1	0	0	0	0	0	0	0	0	0	0	0	0	0	0	0
WATANABE 2b	5	3	2	2	1	0	0	0	1	0	0	0	0	0	0	0	0	0	2	0
ISHIMINE cf	4	2	2	3	0	2	0	0	0	0	0	0	0	0	0	0	0	0	0	0
ITO rf	2	2	2	3	0	0	1	1	0	0	0	0	1	0	0	0	0	1	0	0
WAKAMATSU dh	2	0	2	0	1	0	0	1	0	0	0	0	0	0	0	0	0	0	0	0
ARAKI pr/dh	1	2	1	0	0	0	0	0	0	0	0	0	0	0	0	0	0	0	0	0
TAKI 1b	4	2	2	2	0	0	0	0	0	1	0	0	0	1	0	0	0	4	1	0
HASEGAWA lf	3	0	1	2	0	0	0	0	0	0	0	0	1	0	0	0	0	0	0	0
ABE ss	3	0	0	0	0	0	0	0	0	0	0	0	0	1	0	1	0	0	2	0
MATSUMOTO ss	1	1	1	1	1	0	0	0	0	0	0	0	0	0	0	0	0	0	0	0
KOIKE c	4	1	1	0	0	0	0	0	0	0	0	0	0	1	0	0	0	10	0	0
FUSHIMI c	0	0	0	0	0	0	0	0	0	0	0	0	0	0	0	0	0	2	0	0
NOMURA p	0	0	0	0	0	0	0	0	0	0	0	0	0	0	0	0	0	1	0	0
KAGAMI p	0	0	0	0	0	0	0	0	0	0	0	0	0	0	0	0	0	0	0	0
NAKAUSHIRO p	0	0	0	0	0	0	0	0	0	0	0	0	0	0	0	0	0	0	0	0
Totals	33	15	17	14	4	3	1	3	1	1	0	0	2	3	0	1	0	18	5	0

CHINA 0 (0-1)

Player	AB	R	H	BI	2B	3B	HR	BB	SB	CS	HP	SH	SF	SO	IBB	KL	GDP	PO	A	E
LI 2b	3	0	0	0	0	0	0	0	0	0	0	0	0	1	0	1	0	0	0	0
JIANG lf	2	0	0	0	0	0	0	0	0	0	0	0	0	2	0	1	0	3	0	0
ZHANG Q 3b	2	0	1	0	0	0	0	0	0	0	0	0	0	1	0	1	0	0	1	0
HAO c	2	0	0	0	0	0	0	0	0	0	0	0	0	2	0	1	0	3	1	0
ZHANG X ss	2	0	0	0	0	0	0	0	0	0	0	0	0	2	0	1	0	2	0	1
XIA Z rf	2	0	0	0	0	0	0	0	0	0	0	0	0	1	0	0	0	5	0	0
DONG C 1b	2	0	0	0	0	0	0	0	0	0	0	0	0	0	0	0	0	3	1	0
CHENG dh	2	0	0	0	0	0	0	0	0	0	0	0	0	2	0	0	0	0	0	0
CHEN cf	2	0	0	0	0	0	0	0	0	0	0	0	0	1	0	0	0	2	0	0
XIA K p	0	0	0	0	0	0	0	0	0	0	0	0	0	0	0	0	0	0	1	1
YAO p	0	0	0	0	0	0	0	0	0	0	0	0	0	0	0	0	0	0	0	0
DONG S p	0	0	0	0	0	0	0	0	0	0	0	0	0	0	0	0	0	0	0	0
Totals	19	0	1	0	0	0	0	0	0	0	0	0	0	12	0	5	0	18	4	2

JAPAN	W/S/L	IP	H	R	ER	BB	SO	WP	HB	BK	IBB	SH	SF	CI	2B	3B	HR	AB	BF	FO	GO	NP
NOMURA		3.0	0	0	0	0	6	0	0	0	0	0	0	0	0	0	0	9	9	0	3	40
KAGAMI	W,1-0	2.0	1	0	0	0	4	0	0	0	0	0	0	0	0	0	0	7	7	1	1	29
NAKAUSHIRO		1.0	0	0	0	0	2	0	0	0	0	0	0	0	0	0	0	3	3	0	1	11

CHINA	W/S/L	IP	H	R	ER	BB	SO	WP	HB	BK	IBB	SH	SF	CI	2B	3B	HR	AB	BF	FO	GO	NP
XIA K	L,0-1	3.2	13	11	10	1	2	1	0	0	0	0	1	0	2	3	1	23	25	6	2	92
YAO		1.1	0	0	0	1	1	1	0	0	0	0	0	0	0	0	0	4	5	3	0	20
DONG S		1.0	4	4	4	1	0	1	0	0	0	0	1	0	2	0	0	6	8	2	1	35

Umpires – HP: E.Jerkovits(CAN) 1B: G.Street(USA) 2B: H.Ming-Liang(TPE) 3B:

Totsuka(JPN) Start: 18:02 Time: 1:54 Attendance: 3900

Weather: Cloudy

Game notes: TC:Aso(JPN) SCORER:T.Sumii(JPN) T.Yugeta(JPN)

Game: 5

Game Summary 6



CANADA – SRI LANKA



Score by Innings R H E

SRI LANKA 000 00 0 2 1
CANADA 33(12) 0X 18 15 0

SRI LANKA 0 (0-2)

Player	AB	R	H	BI	2B	3B	HR	BB	SB	CS	HP	SH	SF	SO	IBB	KL	GDP	PO	A	E
WITHANAGE If	2	0	1	0	0	0	0	0	0	0	0	0	0	0	0	0	0	6	0	0
GAYAN T ph	1	0	0	0	0	0	0	0	0	0	0	0	0	1	0	0	0	0	0	0
THEEKSHANA 2b/3b	2	0	0	0	0	0	0	0	0	0	0	0	0	1	0	0	0	2	0	0
NIROSHAN 1b	2	0	0	0	0	0	0	0	0	0	0	0	0	2	0	0	0	3	0	0
NERANJAN dh	2	0	0	0	0	0	0	0	0	0	0	0	0	1	0	0	0	0	0	0
JEEWAKA cf	0	0	0	0	0	0	0	0	0	0	0	0	0	0	0	0	0	0	0	0
BHANUKA c	2	0	1	0	0	0	0	0	0	0	0	0	0	0	0	0	0	0	0	0
LASANTHA ss	1	0	0	0	0	0	0	1	2	0	0	0	0	0	0	0	0	0	3	0
GAYAN P rf	2	0	0	0	0	0	0	0	0	0	0	0	0	2	0	1	0	1	0	1
SAHAN cf/p	1	0	0	0	0	0	0	0	0	0	0	0	0	0	0	0	0	0	0	0
DON ph	1	0	0	0	0	0	0	0	0	0	0	0	0	1	0	0	0	0	0	0
INDIKA 3b	0	0	0	0	0	0	0	1	0	0	0	0	0	0	0	0	0	0	0	0
HITHTHATIYA 2b	1	0	0	0	0	0	0	0	0	0	0	0	0	1	0	0	0	0	1	0
ASANKA p	0	0	0	0	0	0	0	0	0	0	0	0	0	0	0	0	0	0	1	0
RAJITHA p	0	0	0	0	0	0	0	0	0	0	0	0	0	0	0	0	0	0	0	0
Totals	17	0	2	0	0	0	0	2	2	0	0	0	0	9	0	1	0	12	5	1

CANADA 18 (2-0)

Player	AB	R	H	BI	2B	3B	HR	BB	SB	CS	HP	SH	SF	SO	IBB	KL	GDP	PO	A	E
MARSHALL 2b	4	3	4	3	0	0	0	0	0	0	0	0	0	0	0	0	0	0	0	0
WALLANCE cf	4	1	3	6	0	2	0	0	0	0	0	0	0	0	0	0	0	0	0	0
DUNSMORE dh	2	2	0	1	0	0	0	1	1	0	0	0	1	0	0	0	0	0	0	0
ELLIS 3b	3	2	1	1	0	0	0	0	0	0	1	0	0	0	0	0	0	0	3	0
FLEMMING rf	4	1	1	1	0	0	0	0	0	0	0	0	0	0	0	0	0	0	0	0
REGAN 1b	3	2	2	1	2	0	0	1	0	0	0	0	0	0	0	0	0	5	0	0
LENDVOY If	2	2	1	2	0	1	0	1	0	0	1	0	0	0	0	0	0	0	0	0
DENSEM c	3	2	1	1	0	1	0	1	0	0	0	0	0	0	0	0	0	9	0	0
BELL ss	2	3	2	1	0	0	0	1	0	0	0	0	0	0	0	0	0	0	1	0
KAYE p	0	0	0	0	0	0	0	0	0	0	0	0	0	0	0	0	0	1	0	0
KING p	0	0	0	0	0	0	0	0	0	0	0	0	0	0	0	0	0	0	0	0
Totals	27	18	15	17	2	4	0	5	1	0	2	0	1	0	0	0	0	15	4	0

SRI LANKA	W/S/L	IP	H	R	ER	BB	SO	WP	HB	BK	IBB	SH	SF	CI	2B	3B	HR	AB	BF	FO	GO	NP
ASANKA	L,0-1	2.0	11	12	11	1	0	0	1	0	0	0	0	0	2	1	0	18	20	2	4	52
RAJITHA		1.0	4	6	6	3	0	1	1	0	0	0	1	0	0	3	0	6	11	3	0	35
SAHAN		1.0	0	0	0	1	0	0	0	0	0	0	0	0	0	0	0	3	4	2	1	14

CANADA	W/S/L	IP	H	R	ER	BB	2	WP	HB	BK	IBB	SH	SF	CI	2B	3B	HR	AB	BF	FO	GO	NP
KAYE	W,1-0	4.0	2	0	0	2	6	0	0	0	0	0	0	0	0	0	0	14	16	1	5	66
KING		1.0	0	0	0	0	3	0	0	0	0	0	0	0	0	0	0	3	3	0	0	14

Umpires – HP: Li Weigeng(CHN) 1B: Yoon M-H(KOR) 2B: Kikuchi(JPN) 3B:
Yamaguchi(JPN) Start: 14:00 Time: 1:30 Attendance: 140
Weather: Cloudy ASANKA faced 6 batters in the 3rd. Game: 6

TEAM BATTING	G	Avg	AB	R	H	2B	3B	HR	BB	SO	SB-ATT
CUBA	1	0.571	28	18	16	3	1	3	6	0	0-0
AMERICA	1	0.48	25	15	12	5	1	2	3	2	5-5
JAPAN	2	0.383	60	19	23	5	3	3	7	7	2-4
CANADA	2	0.377	61	21	23	3	5	1	9	3	3-4
KOREA	2	0.176	51	0	9	0	0	0	1	24	0-0
CHINESE TAIPEI	1	0.133	30	2	4	1	0	1	1	4	0-0
SRI LANKA	2	0.088	34	0	3	0	0	0	2	23	3-3
CHINA	1	0.053	19	0	1	0	0	0	0	12	0-0
Totals	6	0.295	308	75	91	17	10	10	29	75	13-16

TEAM PITCHING	G	ERA	W	L	Sv	IP	H	R	ER	BB	SO
JAPAN	2	0.00	2	0	0	15.0	8	0	0	1	29
AMERICA	1	0.00	1	0	0	5.0	1	0	0	0	14
CUBA	1	0.00	1	0	0	5.0	2	0	0	0	7
CANADA	2	1.29	2	0	1	14.0	6	2	2	3	13
CHINESE TAIPEI	1	2.00	0	1	0	9.0	8	3	2	4	3
KOREA	2	15.23	0	2	0	13.0	22	22	22	10	4
CHINA	1	21.00	0	1	0	6.0	17	15	14	3	3
SRI LANKA	2	29.08	0	2	0	8.2	27	33	28	8	2
Totals	6	8.09	6	6	1	75.2	91	75	68	29	75

TEAM FIELDING	G	PO	A	E	Pct	DP	PB	SBA-ATT
KOREA	2	39	19	0	1.000	3	0	1-2
CUBA	1	15	6	0	1.000	0	0	0-0
AMERICA	1	15	1	0	1.000	0	1	1-1
CANADA	2	42	14	1	0.982	1	0	2-2
JAPAN	2	45	11	1	0.982	0	1	0-0
CHINESE TAIPEI	1	27	15	2	0.955	1	1	2-3
CHINA	1	18	4	2	0.917	0	0	1-2
SRI LANKA	2	26	7	4	0.892	0	2	6-6
Totals	6	227	77	10	0.968	5	5	13-16

INDIVIDUAL BATTING											
Min 2.7 AB/Team game	G	Avg	AB	R	H	RBI	2B	3B	HR	BB	
CESPEDES M Yoennis-CUB	1	1.000	4	4	4	6	0	0	2	0	
MOREJON Frank C-CUB	1	1.000	3	2	3	3	1	0	0	1	
MAHTOOK Mikie-USA	1	1.000	3	1	3	3	1	1	0	0	
MAGGI Drew-USA	1	0.667	3	2	2	1	1	0	0	0	
WRIGHT Ryan-USA	1	0.667	3	2	2	1	1	0	0	0	
SPRINGER George-USA	1	0.667	3	3	2	2	1	0	1	1	
DESPAIGNE R Alfredo-CUB	1	0.667	3	3	2	0	1	0	0	1	
ABREU C Jose D-CUB	1	0.667	3	2	2	0	0	0	0	1	
ISHIMINE Shota-JPN	2	0.571	7	4	4	5	0	2	1	1	
MARSHALL Chad-CAN	2	0.556	9	3	5	3	0	0	0	0	

INDIVIDUAL PITCHING											
Min 0.8 IP/Team game	App	ERA	W-L	Sv	IP	H	R	ER	BB	SO	
SAITO Yuki-JPN	1	0.00	1-0	0	6.0	5	0	0	1	9	
LAI Hung Cheng-TPE	1	0.00	0-0	0	5.1	3	0	0	2	2	
GRAY Sonny-USA	1	0.00	1-0	0	5.0	1	0	0	0	14	
PEDROSO G Yadier-CUB	1	0.00	1-0	0	5.0	2	0	0	0	7	
KAYE Brandon-CAN	1	0.00	1-0	0	4.0	2	0	0	2	6	
NOMURA Yusuke-JPN	1	0.00	0-0	0	3.0	0	0	0	0	6	
KAGAMI Kisho-JPN	1	0.00	1-0	0	2.0	1	0	0	0	4	
INUI Masahiro-JPN	1	0.00	0-0	0	2.0	2	0	0	0	5	
YAO Wang-CHN	1	0.00	0-0	0	1.1	0	0	0	1	1	
MCDONALD Sheldon-CAN	1	1.12	1-0	0	8.0	3	1	1	1	4	

HITS	
MARSHALL Chad-CAN	5
ISHIMINE Shota-JPN	4
CESPEDES M Yoennis-CUB	4
8 tied with 3 hit(s)	

RUNS SCORED	
CESPEDES M Yoennis-CUB	4
ISHIMINE Shota-JPN	4
9 tied with 3 run(s) scored	

RUNS BATTED IN	
WALLANCE Greg-CAN	6
CESPEDES M Yoennis-CUB	6
ISHIMINE Shota-JPN	5
ITO Hayata-JPN	5
6 tied with 3 RBI(s)	

DOUBLES	
REGAN Garrett-CAN	2
15 tied with 1 double(s)	

TRIPLES	
ISHIMINE Shota-JPN	2
WALLANCE Greg-CAN	2
6 tied with 1 triple(s)	

HOME RUNS	
CESPEDES M Yoennis-CUB	2
ITO Hayata-JPN	2
6 tied with 1 home run(s)	

TOTAL BASES	
ISHIMINE Shota-JPN	11
CESPEDES M Yoennis-CUB	10
ITO Hayata-JPN	9
WALLANCE Greg-CAN	7
2 tied with 6 total base(s)	

STOLEN BASES		SB-ATT
LASANTHA SMUMUM-SRI		3-3
10 tied with 1 stolen base(s)		

STRIKEOUTS		IP	SO
GRAY Sonny-USA		5	14
SAITO Yuki-JPN		6	9
PEDROSO G Yadier-CUB		5	7
NOMURA Yusuke-JPN		3	6
KAYE Brandon-CAN		4	6

Technical Appointments

Sunday 1st August

Game 7

Field	Time	Home Team		Visitor Team
Jingu	12:00	JAPAN		CUBA
Umpires:	H.Ming-Liang(TPE)	E.Jerkovits (CAN)	Li Weigeng (CHN)	Suzuki (JPN)
Scorekeepers:	S.Seki(JPN)	T.Yugeta(JPN)		
T.C.:	Nakamoto(JPN)			

Game 8

Field	Time	Home Team		Visitor Team
Jingu	18:00	UNITED STATES OF AMERICA		CHINESE TAIPEI
Umpires:	Yoon Myung-Hoon(KOR)	Motoo(JPN)	Totsuka(JPN)	Ishizaki(JPN)
Scorekeepers:	T.Sumii(JPN)	Y.Shimamura(JPN)		
T.C.:	Aso(JPN)			

Game 9

Field	Time	Home Team		Visitor Team
U-S	14:00	KOREA		CHINA
Umpires:	Sujeewa(SRI)	Numa(JPN)	Greg Street(USA)	Kikuchi(JPN)
Scorekeepers:	N.Otsuka(JPN)	T.Kudoh(JPN)		
T.C.:	Yoshikawa			



5th World University Baseball Championship supported by Panasonic

Japan
July 30-August 7, 2010



**BASEBALL
2010**









Japan
5th World University
Championship












INTERNATIONAL
University Sports


supported by **Panasonic**

Daily Report 4

Teams	
PoolA	PoolB
 Canada(CAN)	 China(CHN)
 United States of America(USA)	 Korea(KOR)
 Sri Lanka(SRI)	 Cuba(CUB)
 Chinese Taipei(TPE)	 Japan(JPN)

Schedule

Game	At time	Ballpark	Pool	Home team	Visiting team	Final Score	Inn.
Friday 30th July							
1	12:00	Jingu	A	 TPE	 CAN	2-3	9
2	18:00	Jingu	B	 JPN	 KOR	4-0	9
3	14:00	U-S	A	 USA	 SRI	15-0	5
Saturday 31st July							
4	12:00	Jingu	B	 KOR	 CUB	0-18	5
5	18:00	Jingu	B	 CHN	 JPN	0-15	6
6	14:00	U-S	A	 CAN	 SRI	18-0	5
Sunday 1st August							
7	12:00	Jingu	B	 JPN	 CUB	7-12	9
8	18:00	Jingu	A	 USA	 TPE	8-7	11
9	14:00	U-S	B	 KOR	 CHN	13-4	9
Monday 2nd August							
10	12:00	Y'hama	A	 SRI	 TPE	-	
11	18:00	Y'hama	A	 CAN	 USA	-	
12	14:00	KAIT	B	 CUB	 CHN	-	
Tuesday 3rd August							
13	12:00	Y'hama		Quarter Final		-	
14	14:00	KAIT		Quarter Final		-	



5th World University Baseball Championship supported by Panasonic

Japan
July 30-August 7, 2010

Wednesday 4th August

15	12:00	Y'hama	Quarter Final	—
16	18:00	Y'hama	Quarter Final	—
17	14:00	KAIT	QF-A Loser	QF-B Loser

Thursday 5th August

18	12:00	Y'hama	Semi Final	—
19	18:00	Y'hama	Semi Final	—
20	14:00	KAIT	QF-C Loser	QF-D Loser

Friday 6th August

21	12:00	Jingu	Game for 5th and 6th Place	—
22	14:00	U-S	Game for 7th and 8th Place	—

Saturday 7th August

23	12:00	Jingu	Bronze Medal Game	—
24	18:00	Jingu	Gold Medal Game	—

Sunday 8th August

		Jingu	Rain date	—
		U-S	Rain date	—

※Jingu = Meiji Jingu Stadium

U-S = Utsumi - Shimaoka Ballpark

Y'hama = Yokohama Stadium

KAIT = KAIT Stadium

Pool A

							Game	W	L	Ave.
	Canada		-		W 18-0	W 3-2	2	2	0	1.000
	U.S.A.			-	W 15-0	W 8-7	2	2	0	1.000
	Sri Lanka	L 0-18	L 0-15	-			2	0	2	.000
	Chinese Taipei	L 2-3	L 7-8				2	0	2	.000

Pool B

							Game	W	L	Ave.
	China		-	L 4-13		L 0-15	2	0	2	.000
	Korea	W 13-4		-	L 0-18	L 0-4	3	1	2	.333
	Cuba			W 18-0	-	W 12-7	2	2	0	1.000
	Japan	W 15-0	W 4-0	L 7-12			3	2	1	.667

Game Summary 7



JAPAN - CUBA



Score by Innings R H E

CUBA 301 032 120 12 16 1
JAPAN 040 000 003 7 12 2

CUBA 12 (2-0)

Player	AB	R	H	BI	2B	3B	HR	BB	SB	CS	HP	SH	SF	SO	IBB	KL	GDP	PO	A	E
MARTIN cf	5	2	1	0	0	0	0	0	0	0	1	0	0	2	0	0	0	1	0	0
CERCE 2b	4	1	1	0	0	0	0	0	0	0	0	1	0	0	0	0	0	0	3	0
OLIVERA dh	4	3	3	2	0	0	1	0	0	0	1	0	0	1	0	0	0	0	0	0
DESPAIGNE A lf	4	1	1	1	0	0	0	1	0	0	0	0	0	1	0	0	0	3	0	0
CESPEDES rf	4	2	3	3	1	0	1	0	0	0	0	0	1	1	0	0	0	1	0	0
ABREU 1b	3	1	1	3	0	0	1	1	0	0	1	0	0	1	0	0	0	10	0	0
DIAZ 3b	5	1	4	3	0	0	1	0	0	0	0	0	0	0	0	0	0	1	1	1
MOREJON c	4	0	0	0	0	0	0	0	1	0	1	0	0	2	0	0	0	10	1	0
BORROTO ss	5	1	2	0	0	0	0	0	0	1	0	0	0	2	0	0	0	1	1	0
JIMENEZ p	0	0	0	0	0	0	0	0	0	0	0	0	0	0	0	0	0	0	1	0
SANCHEZ p	0	0	0	0	0	0	0	0	0	0	0	0	0	0	0	0	0	0	2	0
HINOJOSA p	0	0	0	0	0	0	0	0	0	0	0	0	0	0	0	0	0	0	0	0
GONZALEZ p	0	0	0	0	0	0	0	0	0	0	0	0	0	0	0	0	0	0	1	0
Totals	38	12	16	12	1	0	4	2	1	1	4	1	1	10	0	0	0	27	10	1

JAPAN 7 (2-1)

Player	AB	R	H	BI	2B	3B	HR	BB	SB	CS	HP	SH	SF	SO	IBB	KL	GDP	PO	A	E
SUZUKI 3b	4	2	3	3	1	0	1	1	0	0	0	0	0	0	0	0	0	2	3	1
WATANABE 2b	3	0	1	0	0	0	0	0	0	0	0	0	0	0	0	0	0	2	1	1
OKAZAKI 2b	1	0	0	0	0	0	0	0	0	0	0	0	0	0	0	0	0	0	1	0
WAKAMATSU ph	1	0	0	0	0	0	0	0	0	0	0	0	0	0	0	0	0	0	0	0
ISHIMINE cf	4	1	0	0	0	0	0	0	0	0	0	1	0	1	0	1	0	1	0	0
ITO rf	5	1	1	0	0	0	0	0	0	0	0	0	0	2	0	0	0	0	1	0
TAKI 1b	4	0	1	1	0	0	0	1	1	0	0	0	0	2	0	1	0	8	1	0
HASEGAWA lf	5	1	3	1	1	0	0	0	0	0	0	0	0	2	0	1	0	2	1	0
MATSUMOTO dh	5	0	1	0	1	0	0	0	0	0	0	0	0	1	0	1	0	0	0	0
KOIKE c	2	1	1	0	0	0	0	1	0	0	0	0	0	0	0	0	0	7	3	0
FUSHIMI c	1	0	0	0	0	0	0	0	0	0	0	0	0	0	0	0	0	3	0	0
ABE ss	3	1	1	1	0	0	0	1	0	0	0	0	0	2	0	1	0	2	3	0
FUJIOKA p	0	0	0	0	0	0	0	0	0	0	0	0	0	0	0	0	0	0	1	0
KAGAMI p	0	0	0	0	0	0	0	0	0	0	0	0	0	0	0	0	0	0	0	0
INUI p	0	0	0	0	0	0	0	0	0	0	0	0	0	0	0	0	0	0	1	0
NAKAUSHIRO p	0	0	0	0	0	0	0	0	0	0	0	0	0	0	0	0	0	0	0	0
SUGANO p	0	0	0	0	0	0	0	0	0	0	0	0	0	0	0	0	0	0	0	0
Totals	38	7	12	6	3	0	1	4	1	0	0	1	0	10	0	5	0	27	16	2

CUBA	W/S/L	IP	H	R	ER	BB	SO	WP	HB	BK	IBB	SH	SF	CI	2B	3B	HR	AB	BF	FO	GO	NP
JIMENEZ		1.2	6	4	4	0	2	0	0	0	0	1	0	0	0	0	1	9	10	1	1	38
SANCHEZ	W,1-0	4.1	2	0	0	1	4	0	0	0	0	0	0	0	2	0	0	15	16	3	6	67
HINOJOSA		0.0	0	0	0	2	0	0	0	0	0	0	0	0	0	0	0	0	2	0	0	7
GONZALEZ		3.0	4	3	0	1	4	0	0	0	0	0	0	0	1	0	0	14	15	2	3	55

JAPAN	W/S/L	IP	H	R	ER	BB	SO	WP	HB	BK	IBB	SH	SF	CI	2B	3B	HR	AB	BF	FO	GO	NP
FUJIOKA		4.0	7	4	3	1	3	0	1	0	0	0	0	0	1	0	2	17	19	1	5	66
KAGAMI	L,1-1	0.0	2	3	3	1	0	0	0	0	0	0	0	0	0	0	0	2	3	0	0	12
INUI		1.0	3	2	2	0	1	0	1	0	0	0	0	0	0	0	0	5	6	0	1	26
NAKAUSHIRO		1.0	1	0	0	0	1	0	1	0	0	1	1	0	0	0	0	2	5	1	1	12
SUGANO		3.0	3	3	3	0	5	0	1	0	0	0	0	0	0	0	2	12	13	2	2	48

Umpires - HP: H.Ming-Liang(TPE) 1B: E.Jerkovits(CAN) 2B: Li.Weigeng(CHN) 3B:

Suzuki(JPN) Start: 12:03 Time: 3:49 Attendance: 8000

Weather: Fine Game notes: TC:Nakamoto(JPN) SCORER:S.Seki(JPN) T.Yugeta(JPN)

KAGAMI faced 3 batters in the 5th. INUI faced 2 batters in the 6th.

SANCHEZ faced 1 batter in the 7th. HINOJOSA faced 2 batters in the 7th. Game: 7

Game Summary 8



UNITED STATES OF AMERICA – CHINESE TAIPEI



Score by Innings R H E

CHINESE TAIPEI	101 000 202 10	7 16 1
AMERICA	020 000 301 11	8 17 1

CHINESE TAIPEI 7 (0-2)

Player	AB	R	H	BI	2B	3B	HR	BB	SB	CS	HP	SH	SF	SO	IBB	KL	GDP	PO	A	E
YANG H ss	5	1	2	0	1	0	0	0	0	0	0	1	0	1	0	0	0	1	4	0
TANG 2b	4	0	1	0	0	0	0	0	1	0	0	0	0	2	0	1	0	1	0	0
YANG K ph	1	0	1	1	0	0	0	0	0	0	0	0	0	0	0	0	0	0	0	0
LIN Chen p	0	0	0	0	0	0	0	0	0	0	0	0	0	0	0	0	0	1	0	0
LAI pr	0	0	0	0	0	0	0	0	0	0	0	0	0	0	0	0	0	0	0	0
HSU p	1	0	0	0	0	0	0	0	0	0	0	0	0	1	0	0	0	0	0	0
HUNG rf	5	0	2	3	0	0	0	0	0	0	0	0	0	0	0	0	0	2	1	1
LIN Chun pr/rf	1	1	0	0	0	0	0	0	0	0	0	0	0	1	0	0	0	0	0	0
HUANG C 1b	6	0	2	0	1	0	0	0	0	0	0	0	0	3	0	0	0	9	3	0
TENG dh	3	0	1	0	0	0	0	0	0	0	0	0	0	2	0	0	0	0	0	0
LIN W pr/dh	2	0	0	0	0	0	0	0	0	0	0	0	0	0	0	0	0	0	0	0
WANG c	3	0	1	0	0	0	0	0	0	0	0	0	0	0	0	0	1	6	0	0
CHOU ph/c	1	0	0	0	0	0	0	1	0	0	0	0	0	1	0	1	0	3	0	0
CHEN W 3b	5	1	2	1	1	0	0	0	0	0	0	0	0	0	0	0	0	1	5	0
HUANG Y lf	3	1	1	0	0	0	0	0	0	0	1	1	0	1	0	0	0	1	0	0
LAN cf	4	3	3	2	2	0	0	0	0	0	0	1	0	1	0	0	0	3	0	0
CHEN K p	0	0	0	0	0	0	0	0	0	0	0	0	0	0	0	0	0	2	2	0
TSENG p	0	0	0	0	0	0	0	0	0	0	0	0	0	0	0	0	0	0	1	0
LIN Y p	0	0	0	0	0	0	0	0	0	0	0	0	0	0	0	0	0	0	0	0
Totals	44	7	16	7	5	0	0	1	1	0	1	3	0	13	0	2	1	30	16	1

AMERICA 8 (2-0)

Player	AB	R	H	BI	2B	3B	HR	BB	SB	CS	HP	SH	SF	SO	IBB	KL	GDP	PO	A	E
MAGGI 2b	4	0	2	2	0	0	0	0	1	0	0	1	0	1	0	1	0	2	3	0
FONTANA ss	3	0	0	0	0	0	0	0	0	0	0	0	0	1	0	0	0	1	4	0
MILLER ph/ss	3	1	1	2	1	0	0	0	0	0	0	0	0	1	0	0	0	1	1	0
BRADLEY cf	6	0	2	1	0	0	0	0	0	0	0	0	0	1	0	0	0	1	0	0
WRIGHT dh	6	2	3	2	1	0	1	0	0	0	0	0	0	0	0	0	0	0	0	0
SPRINGER lf	6	0	1	0	1	0	0	0	0	0	0	0	0	1	0	0	0	0	1	0
RAMIREZ Nick 1b	5	0	2	1	0	0	0	1	0	0	0	0	0	1	0	0	0	12	1	0
ESPOSITO 3b	3	0	3	0	1	0	0	0	0	0	2	0	0	0	0	0	0	0	5	0
O'BRIEN c	5	2	2	0	1	0	0	0	0	0	0	0	0	1	0	0	0	14	0	0
MAHTOOK rf	4	3	1	0	0	0	0	1	1	0	0	0	0	0	1	0	0	1	0	0
COLE p	0	0	0	0	0	0	0	0	0	0	0	0	0	0	0	0	0	0	1	0
RAMIREZ Noe p	0	0	0	0	0	0	0	0	0	0	0	0	0	0	0	0	0	1	1	0
MCGOUGH p	0	0	0	0	0	0	0	0	0	0	0	0	0	0	0	0	0	0	0	1
JOHNSON p	0	0	0	0	0	0	0	0	0	0	0	0	0	0	0	0	0	0	0	1
Totals	45	8	17	8	5	0	1	2	2	0	2	1	0	7	1	1	0	33	18	1

CHINESE TAIPEI	W/S/L	IP	H	R	ER	BB	SO	WP	HB	BK	IBB	SH	SF	CI	2B	3B	HR	AB	BF	FO	GO	NP
CHEN K		5.0	6	2	2	0	2	0	1	1	0	0	0	0	1	0	0	20	21	6	6	80
TSENG		1.1	4	2	2	0	0	0	0	0	0	1	0	0	1	0	0	6	7	2	1	15
LIN Y		2.0	4	2	2	1	3	1	1	0	1	0	0	0	3	0	1	11	13	1	2	48
LIN Chen		0.2	1	0	0	1	1	0	0	0	0	0	0	0	0	0	0	3	4	0	1	19
HSU	L,0-1	1.0	2	2	0	0	1	0	0	0	0	0	0	0	0	0	0	5	5	1	1	13

AMERICA	W/S/L	IP	H	R	ER	BB	SO	WP	HB	BK	IBB	SH	SF	CI	2B	3B	HR	AB	BF	FO	GO	NP
COLE		6.0	6	2	1	0	8	0	1	0	0	1	0	0	3	0	0	22	24	1	8	86
RAMIREZ Noe		1.0	4	2	2	0	0	0	0	0	0	1	0	0	1	0	0	5	6	0	2	18
MCGOUGH		1.0	2	2	1	1	0	0	0	0	0	0	0	0	1	0	0	5	6	1	2	16
JOHNSON	W,1-0	3.0	4	1	0	0	5	0	0	0	0	1	0	0	0	0	0	12	13	0	4	43

Umpires – HP: Yoon M-H(KOR) 1B: Motoo(JPN) 2B: Totsuka(JPN) 3B: Ishizaki(JPN)


Start: 18:02 Time: 3:58 Attendance: 300 Weather: Fine Game notes: TC:K.Aso(JPN)

SCORER:T.Sumii(JPN) Y.Shimamura(JPN) MCGOUGH faced 2 batters in the 9th. Game: 8

Game Summary 9



KOREA - CHINA



Score by Innings R H E

CHINA 002 000 200 4 6 4
KOREA 170 005 00X 13 17 3

CHINA 4 (0-2)

Player	AB	R	H	BI	2B	3B	HR	BB	SB	CS	HP	SH	SF	SO	IBB	KL	GDP	PO	A	E
LI 2b/ss	4	0	1	1	0	0	0	0	0	0	0	0	0	1	0	0	0	0	3	0
JIANG lf	3	0	0	1	0	0	0	0	0	0	0	0	1	2	0	0	0	2	0	0
ZHANG Q 3b	4	0	0	0	0	0	0	0	0	0	0	0	0	2	0	0	0	4	1	0
HAO c	4	0	1	0	0	0	0	0	0	0	0	0	0	1	0	0	0	4	3	2
ZHANG X ss/2b	4	1	1	0	0	0	0	0	1	0	0	0	0	0	0	0	0	3	4	1
XIA Z rf	4	1	1	1	0	0	0	0	0	0	0	0	0	1	0	0	0	0	0	0
DONG C 1b	3	1	1	0	0	0	0	1	0	0	0	0	0	0	0	0	0	8	1	1
CHENG dh	1	0	0	0	0	0	0	0	0	0	0	0	0	1	0	0	0	0	0	0
LU ph/dh	2	0	0	1	0	0	0	0	0	0	0	0	1	0	0	0	0	0	0	0
CHEN cf	3	1	1	0	1	0	0	0	0	0	0	0	0	0	0	0	0	3	0	0
DONG S p	0	0	0	0	0	0	0	0	0	0	0	0	0	0	0	0	0	0	0	0
HU p	0	0	0	0	0	0	0	0	0	0	0	0	0	0	0	0	0	0	0	0
XIA K p	0	0	0	0	0	0	0	0	0	0	0	0	0	0	0	0	0	0	1	0
YAO p	0	0	0	0	0	0	0	0	0	0	0	0	0	0	0	0	0	0	0	0
Totals	32	4	6	4	1	0	0	1	1	0	0	0	2	8	0	0	0	24	13	4

KOREA 13 (1-2)

Player	AB	R	H	BI	2B	3B	HR	BB	SB	CS	HP	SH	SF	SO	IBB	KL	GDP	PO	A	E
KO J cf	4	2	1	0	0	1	0	2	0	1	0	0	0	0	0	0	0	1	0	0
LEE T rf	4	1	2	2	0	1	0	1	0	0	0	0	0	2	0	0	0	0	0	0
LEE J lf	1	0	0	0	0	0	0	0	0	0	0	0	0	0	0	0	0	1	0	0
SEO dh	5	2	3	2	1	0	0	1	0	0	0	0	0	0	0	0	0	0	0	0
KIM 1b	6	2	3	0	0	0	0	0	0	0	0	0	0	0	0	0	0	9	0	0
CHO c	0	0	0	0	0	0	0	0	0	0	1	0	0	0	0	0	0	2	0	0
YOON Y pr/c	4	2	2	1	0	0	0	0	0	0	0	0	0	0	0	0	0	6	0	0
SHIN B ss	4	2	2	4	1	0	0	1	0	0	0	0	0	0	0	0	0	1	1	2
PARK J lf	3	1	1	1	1	0	0	1	1	0	0	0	0	1	0	0	0	2	0	0
PARK T rf	0	0	0	0	0	0	0	1	0	0	0	0	0	0	0	0	0	0	0	0
KU 3b	4	0	2	3	0	0	0	0	0	1	0	0	0	0	0	0	0	2	1	0
KO Y 3b	1	0	0	0	0	0	0	0	0	0	0	0	0	0	0	0	0	1	1	1
JUNG Y 2b	4	1	1	0	0	0	0	1	0	0	0	0	0	0	0	0	0	2	3	0
LIM p	0	0	0	0	0	0	0	0	0	0	0	0	0	0	0	0	0	0	1	0
SHIN J p	0	0	0	0	0	0	0	0	0	0	0	0	0	0	0	0	0	0	0	0
LEE K p	0	0	0	0	0	0	0	0	0	0	0	0	0	0	0	0	0	0	0	0
LEE H p	0	0	0	0	0	0	0	0	0	0	0	0	0	0	0	0	0	0	0	0
Totals	40	13	17	13	3	2	0	8	1	2	1	0	0	3	0	0	0	27	7	3

CHINA	W/S/L	IP	H	R	ER	BB	SO	WP	HB	BK	IBB	SH	SF	CI	2B	3B	HR	AB	BF	FO	GO	NP
DONG S	L0-1	1.2	9	8	8	2	2	0	1	0	0	0	0	0	1	2	0	14	17	1	2	
HU		3.1	6	4	4	3	1	1	0	0	0	0	0	0	1	0	0	15	18	5	2	
XIA K		1.0	1	1	0	1	0	0	0	0	0	0	0	0	1	0	0	4	5	1	1	
YAO		2.0	1	0	0	2	0	0	0	0	0	0	0	0	0	0	0	7	9	3	3	

KOREA	W/S/L	IP	H	R	ER	BB	SO	WP	HB	BK	IBB	SH	SF	CI	2B	3B	HR	AB	BF	FO	GO	NP
LIM		4.0	4	2	2	0	3	0	0	0	0	0	1	0	1	0	0	14	15	4	4	
SHIN J	W.1-0	2.1	0	0	0	0	1	0	0	0	0	0	0	0	0	0	0	7	7	4	2	
LEE K		1.2	2	2	1	0	2	0	0	0	0	0	1	0	0	0	0	7	8	3	0	
LEE H		1.0	0	0	0	1	2	0	0	0	0	0	0	0	0	0	0	4	5	1	0	

Umpires - HP: Sujeewa(SRI) 1B: Numa(JPN) 2B: G.Street(USA) 3B: Kikuchi(JPN)
Start: 13:59 Time: 3:17 Attendance: 100 Weather: Fine Game notes: TC:Yoshikawa(JPN)
SCOERE:N.Otsuka(JPN) T.Kudoh(JPN) HU faced 5 batters in the 6th. Game: 9

Leaders Summary

TEAM BATTING	G	Avg	AB	R	H	2B	3B	HR	BB	SO	SB-ATT
CUBA	2	0.485	66	30	32	4	1	7	8	10	1-2
AMERICA	2	0.414	70	23	29	10	1	3	5	9	7-7
CANADA	2	0.377	61	21	23	3	5	1	9	3	3-4
JAPAN	3	0.357	98	26	35	8	3	4	11	17	3-5
KOREA	3	0.286	91	13	26	3	2	0	9	27	1-3
CHINESE TAIPEI	2	0.27	74	9	20	6	0	1	2	17	1-1
CHINA	2	0.137	51	4	7	1	0	0	1	20	1-1
SRI LANKA	2	0.088	34	0	3	0	0	0	2	23	3-3
Totals	9	0.321	545	126	175	35	12	16	47	126	20-26

TEAM PITCHING	G	ERA	W	L	Sv	IP	H	R	ER	BB	SO
CANADA	2	1.29	2	0	1	14.0	6	2	2	3	13
AMERICA	2	2.25	2	0	0	16.0	17	7	4	1	27
CUBA	2	2.57	2	0	0	14.0	14	7	4	4	17
CHINESE TAIPEI	2	3.79	0	2	0	19.0	25	11	8	6	10
JAPAN	3	4.12	2	1	0	24.0	24	12	11	3	39
KOREA	3	10.23	1	2	0	22.0	28	26	25	11	12
CHINA	2	16.71	0	2	0	14.0	34	28	26	11	6
SRI LANKA	2	29.08	0	2	0	8.2	27	33	28	8	2
Totals	9	7.38	9	9	1	131.2	175	126	108	47	126

TEAM FIELDING	G	PO	A	E	Pct	DP	PB	SBA-ATT
AMERICA	2	48	19	1	0.985	1	2	2-2
CUBA	2	42	16	1	0.983	0	0	1-1
CANADA	2	42	14	1	0.982	1	0	2-2
JAPAN	3	72	27	3	0.971	1	1	1-2
KOREA	3	66	26	3	0.968	3	0	2-3
CHINESE TAIPEI	2	57	31	3	0.967	1	1	4-5
CHINA	2	42	17	6	0.908	0	0	2-5
SRI LANKA	2	26	7	4	0.892	0	2	6-6
Totals	9	395	157	22	0.962	7	6	20-26

INDIVIDUAL BATTING											
Min 2.7 AB/Team game	G	Avg	AB	R	H	RBI	2B	3B	HR	BB	
CESPEDES M Yoennis-CUB	2	0.875	8	6	7	9	1	0	3	0	
DIAZ S Aledmis-CUB	2	0.625	8	2	5	4	0	0	1	0	
MAGGI Drew-USA	2	0.571	7	2	4	3	1	0	0	0	
OLIVERA A Hector-CUB	2	0.571	7	4	4	5	1	0	1	0	
MAHTOOK Mikie-USA	2	0.571	7	4	4	3	1	1	0	1	
WRIGHT Ryan-USA	2	0.556	9	4	5	3	2	0	1	0	
MARSHALL Chad-CAN	2	0.556	9	3	5	3	0	0	0	0	
HASEGAWA Yuichi-JPN	3	0.545	11	1	6	3	2	0	0	0	
KIM Yong Ho-KOR	3	0.500	12	2	6	0	0	0	0	0	
SUZUKI Daichi-JPN	3	0.500	10	4	5	3	1	1	1	2	

INDIVIDUAL PITCHING											
Min 0.8 IP/Team game	App	ERA	W-L	Sv	IP	H	R	ER	BB	SO	
SAITO Yuki-JPN	1	0.00	1-0	0	6.0	5	0	0	1	9	
LAI Hung Cheng-TPE	1	0.00	0-0	0	5.1	3	0	0	2	2	
GRAY Sonny-USA	1	0.00	1-0	0	5.0	1	0	0	0	14	
PEDROSO G Yadier-CUB	1	0.00	1-0	0	5.0	2	0	0	0	7	
SANCHEZ C Arleys-CUB	1	0.00	1-0	0	4.1	2	0	0	1	4	
KAYE Brandon-CAN	1	0.00	1-0	0	4.0	2	0	0	2	6	
YAO Wang-CHN	2	0.00	0-0	0	3.1	1	0	0	3	1	
JOHNSON Brian-USA	1	0.00	1-0	0	3.0	4	1	0	0	5	
NOMURA Yusuke-JPN	1	0.00	0-0	0	3.0	0	0	0	0	6	
GONZALEZ P Miguel A-CUB	1	0.00	0-0	0	3.0	4	3	0	1	4	

HITS	
CESPEDES M Yoennis-CUB	7
KIM Yong Ho-KOR	6
HASEGAWA Yuichi-JPN	6
4 tied with 5 hit(s)	

RUNS SCORED	
CESPEDES M Yoennis-CUB	6
MARTIN T Leonis-CUB	5
ISHIMINE Shota-JPN	5
6 tied with 4 run(s) scored	

RUNS BATTED IN	
CESPEDES M Yoennis-CUB	9
WALLANCE Greg-CAN	6
ITO Hayata-JPN	5
ISHIMINE Shota-JPN	5
OLIVERA A Hector-CUB	5

DOUBLES	
7 tied with 2 double(s)	

TRIPLES	
ISHIMINE Shota-JPN	2
WALLANCE Greg-CAN	2
8 tied with 1 triple(s)	

HOME RUNS	
CESPEDES M Yoennis-CUB	3
ITO Hayata-JPN	2
11 tied with 1 home run(s)	

TOTAL BASES	
CESPEDES M Yoennis-CUB	17
ISHIMINE Shota-JPN	11
SUZUKI Daichi-JPN	11
WRIGHT Ryan-USA	10
ITO Hayata-JPN	10

STOLEN BASES		SB-ATT
LASANTHA SMUMUM-SRI		3-3
MAHTOOK Mikie-USA		2-2
15 tied with 1 stolen base(s)		

STRIKEOUTS		
	IP	SO
GRAY Sonny-USA	5	14
SAITO Yuki-JPN	6	9
COLE Gerrit-USA	6	8
PEDROSO G Yadier-CUB	5	7
3 tied with 6 strikeout(s)		

Technical Appointments

Monday 2nd August

Game 10

Field	Time	Home Team	Visitor Team	
Y' hama	12:00	SRI LANKA	CHINESE TAIWAN	
Umpires:	Yamaguchi(JPN)	Numa(JPN)	Motoo(JPN)	E.Jerkovits(CAN)
Scorekeepers:	T.Sumii(JPN)	T.Yugeta(JPN)		
T.C.:	Aso(JPN)			

Game 11

Field	Time	Home Team	Visitor Team	
Y' hama	18:00	CANADA	UNITED STATES OF AMERICA	
Umpires:	Koyama(JPN)	Kuwabara(JPN)	Yoon Myung-Hoon(KOR)	Li Weigeng(CHN)
Scorekeepers:	S.Seki(JPN)	T.Kudoh(JPN)		
T.C.:	Aso(JPN)			

Game 12

Field	Time	Home Team	Visitor Team	
KAIT	14:00	CUBA	CHINA	
Umpires:	Muramatsu(JPN)	Kikuchi(JPN)	Greg Street(USA)	Sujeewa(SRI)
Scorekeepers:	S.Numata(JPN)	Y.Shimamura(JPN)		
T.C.:	Yamanaka(JPN)			



5th World University Baseball Championship supported by Panasonic

Japan
July 30-August 7, 2010











**BASEBALL
2010**

Japan
5th World University
Championship





INTERNATIONAL
University Sports

supported by **Panasonic**





Daily Report 5

Teams	
PoolA	PoolB
 Canada(CAN)	 China(CHN)
 United States of America(USA)	 Korea(KOR)
 Sri Lanka(SRI)	 Cuba(CUB)
 Chinese Taipei(TPE)	 Japan(JPN)

Schedule

Game	At time	Ballpark	Pool	Home team	Visiting team	Final Score	Inn.
Friday 30th July							
1	12:00	Jingu	A	 TPE	 CAN	2-3	9
2	18:00	Jingu	B	 JPN	 KOR	4-0	9
3	14:00	U-S	A	 USA	 SRI	15-0	5
Saturday 31st July							
4	12:00	Jingu	B	 KOR	 CUB	0-18	5
5	18:00	Jingu	B	 CHN	 JPN	0-15	6
6	14:00	U-S	A	 CAN	 SRI	18-0	5
Sunday 1st August							
7	12:00	Jingu	B	 JPN	 CUB	7-12	9
8	18:00	Jingu	A	 USA	 TPE	8-7	11
9	14:00	U-S	B	 KOR	 CHN	13-4	9
Monday 2nd August							
10	12:00	Y'hama	A	 SRI	 TPE	0-16	5
11	18:00	Y'hama	A	 CAN	 USA	1-8	9
12	14:00	KAIT	B	 CUB	 CHN	15-0	5
Tuesday 3rd August							
13	12:00	Y'hama		 USA	 CHN	-	
14	14:00	KAIT		 CAN	 KOR	-	

Wednesday 4th August

15	12:00	Y'hama	 CUB	 SRI	—
16	18:00	Y'hama	 TPE	 JPN	—
17	14:00	KAIT	Ranking decider	QF(game No.13) Loser vs QF(No.14) Loser	—

Thursday 5th August

18	12:00	Y'hama	Semi Final		—
19	18:00	Y'hama	Semi Final		—
20	14:00	KAIT	Ranking decider	QF(game No.16) Loser vs QF(No.15) Loser	—

Friday 6th August

21	12:00	Jingu	Game for 5th and 6th Place		—
22	14:00	U-S	Game for 7th and 8th Place		—

Saturday 7th August

23	12:00	Jingu	Bronze Medal Game		—
24	18:00	Jingu	Gold Medal Game		—

Sunday 8th August


		Jingu	Rain date		—
		U-S	Rain date		—

※Jingu = Meiji Jingu Stadium

U-S = Utsumi - Shimaoka Ballpark

Y'hama = Yokohama Stadium









KAIT = KAIT Stadium



5th World University Baseball Championship supported by Panasonic

Japan
July 30-August 7, 2010

Pool A

							Game	W	L	Ave.
1	 U.S.A.	-	W 8-1	W 8-7	W 15-0	3	3	0	1.000	
2	 Canada	L 1-8	-	W 3-2	W 18-0	3	2	1	0.667	
3	 Chinese Taipei	L 7-8	L 2-3	-	W 16-0	3	1	2	.333	
4	 Sri Lanka	L 0-15	L 0-18	L 0-16	-	3	0	3	.000	

Pool B

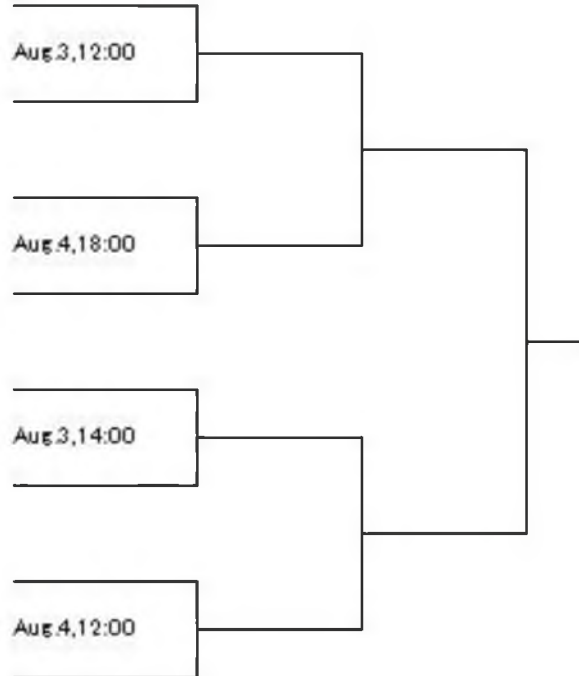
							Game	W	L	Ave.
1	 Cuba	-	W 12-7	W 18-0	W 15-0	3	3	0	1.000	
2	 Japan	L 7-12	-	W 4-0	W 15-0	3	2	1	.667	
3	 Korea	L 0-18	L 0-4	-	W 13-4	3	1	2	.333	
4	 China	L 0-15	L 0-15	L 4-13	-	3	0	3	.000	



5th World University Baseball Championship supported by Panasonic

Japan
July 30-August 7, 2010

- A-1  USA
- B-4  China
- A-3  Chinese Taipei
- B-2  Japan
- A-2  Canada
- B-3  Korea
- A-4  Sri Lanka
- B-1  Cuba



Game Summary 10



SRI LANKA – CHINESE TAIPEI



Score by Innings R H E

CHINESE TAIPEI (12) 01 30 16 16 0
SRI LANKA 0 00 00 0 1 4

CHINESE TAIPEI 16 (1-2)

Player	AB	R	H	BI	2B	3B	HR	BB	SB	CS	HP	SH	SF	SO	IBB	KL	GDP	PO	A	E
YANG H ss	4	3	1	0	1	0	0	0	0	0	0	0	0	0	0	0	0	0	4	0
TANG 2b	4	2	2	2	0	1	0	0	0	0	0	0	0	0	0	0	0	1	2	0
YANG K c	2	3	1	2	1	0	0	2	1	0	0	0	0	0	0	0	0	5	0	0
HUANG C 1b	4	2	2	5	1	0	1	0	0	0	0	0	0	0	0	0	0	9	0	0
TENG dh	3	2	1	0	1	0	0	1	0	0	0	0	0	0	0	0	0	0	0	0
LAN rf	4	1	3	1	0	0	0	0	0	0	0	0	0	0	0	0	0	0	0	0
CHEN W 3b	4	1	4	3	1	0	0	0	0	0	0	0	0	0	0	0	0	0	0	0
HUANG Y If	3	1	0	0	0	0	0	1	0	1	0	0	0	0	0	0	0	0	0	0
LIN Chun cf	3	1	2	1	0	0	0	0	0	1	1	0	0	0	0	0	0	0	0	0
LIAO C p	0	0	0	0	0	0	0	0	0	0	0	0	0	0	0	0	0	0	3	0
CHIU p	0	0	0	0	0	0	0	0	0	0	0	0	0	0	0	0	0	0	0	0
Totals	31	16	16	14	5	1	1	4	1	2	1	0	0	0	0	0	0	15	9	0

SRI LANKA 0 (0-3)

Player	AB	R	H	BI	2B	3B	HR	BB	SB	CS	HP	SH	SF	SO	IBB	KL	GDP	PO	A	E
WITHANAGE If	2	0	1	0	0	0	0	0	0	0	0	0	0	0	0	0	0	1	0	0
LASANTHA ss	2	0	0	0	0	0	0	0	0	0	0	0	0	2	0	1	0	3	2	1
NIROSHAN 1b	2	0	0	0	0	0	0	0	0	0	0	0	0	1	0	0	0	5	2	0
BHANUKA c	2	0	0	0	0	0	0	0	0	0	0	0	0	1	0	1	0	0	0	0
NERANJAN cf	2	0	0	0	0	0	0	0	0	0	0	0	0	0	0	0	0	3	0	1
ASANKA 3b	2	0	0	0	0	0	0	0	0	0	0	0	0	0	0	0	0	1	0	2
JEEWAKA rf	1	0	0	0	0	0	0	1	0	0	0	0	0	1	0	0	0	1	0	0
THEEKSHANA 2b	0	0	0	0	0	0	0	0	0	0	0	1	0	0	0	0	0	1	1	0
HITHTHATIYA 2b	0	0	0	0	0	0	0	0	0	0	0	0	0	0	0	0	0	0	0	0
SAHAN p	1	0	0	0	0	0	0	0	0	0	0	0	0	0	0	0	0	0	0	0
PRASAD p	0	0	0	0	0	0	0	0	0	0	0	0	0	0	0	0	0	0	3	0
Totals	14	0	1	0	0	0	0	1	0	0	0	1	0	5	0	2	0	15	8	4

CHINESE TAIPEI	W/S/L	IP	H	R	ER	BB	SO	WP	HB	BK	IBB	SH	SF	CI	2B	3B	HR	AB	BF	FO	GO	NP
LIAO C		3.0	1	0	0	1	2	0	0	0	0	1	0	0	0	0	0	8	10	1	5	36
CHIU	W,1-0	2.0	0	0	0	0	3	0	0	0	0	0	0	0	0	0	0	6	6	0	3	29

SRI LANKA	W/S/L	IP	H	R	ER	BB	SO	WP	HB	BK	IBB	SH	SF	CI	2B	3B	HR	AB	BF	FO	GO	NP
SAHAN	L,0-1	3.0	12	13	4	3	0	0	0	0	0	0	0	0	3	0	1	24	27	6	3	91
PRASAD		2.0	4	3	3	1	0	0	1	0	0	0	0	0	2	1	0	7	9	1	2	27

Umpires – HP: Yamaguchi(JPN) 1B: Numa(JPN) 2B: Motoo(JPN) 3B:
E.Jerkovits(CAN) Start: 12:02 Time: 1:23 Attendance: 100
Weather: Fine Game notes: TC:Aso(JPN) SCORER:T.Sumii(JPN) T.Yugeta(JPN)
Game: 10

Game Summary 11



CANADA- UNITED STATES OF AMERICA



Score by Innings R H E

AMERICA 010 022 111 8 12 1
CANADA 000 000 010 1 5 3

AMERICA 8 (3-0)

Player	AB	R	H	BI	2B	3B	HR	BB	SB	CS	HP	SH	SF	SO	IBB	KL	GDP	PO	A	E
MAGGI 2b	4	1	1	1	1	0	0	1	0	0	0	0	0	1	0	0	0	1	5	0
FONTANA ss	5	1	2	1	1	0	0	0	0	0	0	0	0	0	0	0	0	1	1	0
BRADLEY cf	3	0	0	0	0	0	0	2	0	0	0	0	0	1	0	0	0	3	0	0
WRIGHT 1b	5	2	3	1	0	0	0	0	0	0	0	0	0	1	0	0	0	9	0	1
SPRINGER lf	5	2	2	0	1	0	0	0	0	0	0	0	0	0	0	0	0	1	1	0
RAMIREZ Nick dh/p	5	0	2	3	0	0	0	0	0	0	0	0	0	1	0	0	0	1	0	0
ESPOSITO 3b	5	1	1	1	0	0	1	0	0	0	0	0	0	2	0	0	0	1	1	0
MAHTOOK rf	2	1	0	0	0	0	0	1	0	0	0	0	0	0	0	0	0	0	0	0
DICKERSON ph/rf	2	0	1	0	0	0	0	0	0	0	0	0	0	1	0	0	0	0	0	0
RODRIGUEZ c	3	0	0	0	0	0	0	1	0	0	0	0	0	0	0	0	0	10	0	0
BARNES p	0	0	0	0	0	0	0	0	0	0	0	0	0	0	0	0	0	0	1	0
GILMARTIN p	0	0	0	0	0	0	0	0	0	0	0	0	0	0	0	0	0	0	0	0
Totals	39	8	12	7	3	0	1	5	0	0	0	0	0	7	0	0	0	27	9	1

CANADA 1 (2-1)

Player	AB	R	H	BI	2B	3B	HR	BB	SB	CS	HP	SH	SF	SO	IBB	KL	GDP	PO	A	E
MARSHALL 2b	4	0	0	0	0	0	0	0	0	0	0	0	0	0	0	0	0	1	4	0
WALLANCE cf	4	0	1	0	0	0	0	0	0	0	0	0	0	1	0	0	0	2	0	0
ELLIS 3b	1	0	0	0	0	0	0	2	0	0	1	0	0	1	0	0	0	3	3	0
FLEMMING dh	3	0	0	1	0	0	0	1	0	0	0	0	0	1	0	0	0	0	0	0
DUNSMORE lf	2	0	0	0	0	0	0	0	0	0	0	0	0	1	0	1	0	0	0	1
LENDVOY ph/lf	2	0	1	0	0	0	0	0	0	0	0	0	0	1	0	0	0	0	0	0
WELCH c	3	0	1	0	0	0	0	0	0	0	0	0	0	1	0	0	0	4	2	0
DENSEM c	1	0	0	0	0	0	0	0	0	0	0	0	0	0	0	0	0	2	0	0
REGAN 1b	4	0	0	0	0	0	0	0	0	0	0	0	0	2	0	0	0	12	0	0
CARRUTHERS rf	4	1	2	0	1	0	0	0	0	0	0	0	0	1	0	0	0	1	0	0
BELL ss	3	0	0	0	0	0	0	0	0	0	0	0	0	1	0	0	0	1	2	1
BROWN p	0	0	0	0	0	0	0	0	0	0	0	0	0	0	0	0	0	0	0	0
CASTILLO p	0	0	0	0	0	0	0	0	0	0	0	0	0	0	0	0	0	1	0	1
KING p	0	0	0	0	0	0	0	0	0	0	0	0	0	0	0	0	0	0	0	0
HETHERINGTON p	0	0	0	0	0	0	0	0	0	0	0	0	0	0	0	0	0	0	0	0
Totals	31	1	5	1	1	0	0	3	0	0	1	0	0	10	0	1	0	27	11	3

AMERICA	W/S/L	IP	H	R	ER	BB	SO	WP	HB	BK	IBB	SH	SF	CI	2B	3B	HR	AB	BF	FO	GO	NP
BARNES	W,1-0	7.0	3	0	0	1	8	0	1	0	0	0	0	0	0	0	0	23	25	4	8	102
GILMARTIN		0.2	2	1	1	2	0	0	0	0	0	0	0	0	1	0	0	4	6	2	0	28
RAMIREZ Nick		1.1	0	0	0	0	2	0	0	0	0	0	0	0	0	0	0	4	4	1	1	16


CANADA	W/S/L	IP	H	R	ER	BB	SO	WP	HB	BK	IBB	SH	SF	CI	2B	3B	HR	AB	BF	FO	GO	NP
BROWN	L,0-1	2.0	2	1	1	2	1	1	0	0	0	0	0	0	1	0	0	7	9	2	2	37
CASTILLO		4.0	3	4	2	2	2	0	0	0	0	0	0	0	2	0	0	16	18	2	7	62
KING		2.0	5	2	2	0	2	0	0	0	0	0	0	0	0	0	1	11	11	2	2	40
HETHERINGTON		1.0	2	1	1	1	2	0	0	0	0	0	0	0	0	0	0	5	6	0	1	22

Umpires - HP: Koyama(JPN) 1B: Kuwabara(JPN) 2B: Yoon M-H(KOR) 3B: Li Weigeng(CHN) Start: 18:04 Time: 2:48 Attendance: 500 Weather: Fine
Game notes: TC:Aso(JPN) SCORE:S.Seki(JPN) T.Kudoh(JPN) Game: 11

Game Summary 12



CUBA – CHINA



Score by Innings R H E

CHINA 000 00 0 3 0
CUBA 450 6X 15 14 0

CHINA 0 (0-3)

Player	AB	R	H	BI	2B	3B	HR	BB	SB	CS	HP	SH	SF	SO	IBB	KL	GDP	PO	A	E
LI 2b	2	0	1	0	0	0	0	0	0	0	0	0	0	0	0	0	0	0	0	0
JIANG lf	2	0	0	0	0	0	0	0	0	0	0	0	0	0	0	0	0	0	0	0
ZHANG Q 3b	2	0	1	0	0	0	0	0	0	0	0	0	0	0	0	0	0	2	1	0
HAO c	2	0	1	0	0	0	0	0	0	0	0	0	0	0	0	0	0	1	0	0
ZHANG X ss	2	0	0	0	0	0	0	0	0	0	0	0	0	1	0	0	0	1	2	0
XIA Z rf	2	0	0	0	0	0	0	0	0	0	0	0	0	1	0	0	0	3	0	0
DONG C 1b	2	0	0	0	0	0	0	0	0	0	0	0	0	2	0	2	0	4	0	0
LU dh	2	0	0	0	0	0	0	0	0	0	0	0	0	2	0	0	0	0	0	0
CHEN cf	2	0	0	0	0	0	0	0	0	0	0	0	0	1	0	0	0	1	0	0
YAO p	0	0	0	0	0	0	0	0	0	0	0	0	0	0	0	0	0	0	0	0
HU p	0	0	0	0	0	0	0	0	0	0	0	0	0	0	0	0	0	0	0	0
DONG S p	0	0	0	0	0	0	0	0	0	0	0	0	0	0	0	0	0	0	0	0
Totals	18	0	3	0	0	0	0	0	0	0	0	0	0	7	0	2	0	12	3	0

CUB 15 (3-0)

Player	AB	R	H	BI	2B	3B	HR	BB	SB	CS	HP	SH	SF	SO	IBB	KL	GDP	PO	A	E
MARTIN cf	3	3	2	1	1	0	0	1	2	0	0	0	0	0	0	0	0	1	0	0
CERCE 2b	3	1	1	0	0	0	0	1	0	0	0	0	0	1	0	0	0	0	1	0
OLIVERA dh	3	2	2	2	1	0	0	1	0	0	0	0	0	0	0	0	0	0	0	0
DESPAIGNE A lf	2	2	1	1	0	0	1	1	0	0	1	0	0	0	0	0	0	0	0	0
CESPEDES rf	3	2	2	5	1	0	1	0	0	0	0	0	1	0	0	0	0	0	0	0
ABREU 1b	2	2	2	2	1	0	1	0	0	0	0	0	0	0	0	0	0	6	0	0
URRUTIA ph/1b	0	1	0	0	0	0	0	1	0	0	0	0	0	0	0	0	0	1	0	0
DIAZ 3b	2	0	1	1	0	0	0	0	0	0	0	0	0	0	0	0	0	0	1	0
LUNAR ph/3b	1	1	1	1	0	0	0	0	0	0	0	0	0	0	0	0	0	0	0	0
MOREJON c	2	0	0	0	0	0	0	0	0	0	0	0	0	0	0	0	0	4	0	0
ALARCON c	0	0	0	1	0	0	0	0	0	0	0	0	1	0	0	0	0	3	0	0
BORROTO ss	3	1	2	1	0	0	0	0	0	0	0	0	0	0	0	0	0	0	1	0
DESPAIGNE O p	0	0	0	0	0	0	0	0	0	0	0	0	0	0	0	0	0	0	2	0
GARCIA p	0	0	0	0	0	0	0	0	0	0	0	0	0	0	0	0	0	0	0	0
RODRIGUEZ p	0	0	0	0	0	0	0	0	0	0	0	0	0	0	0	0	0	0	1	0
RIVERO p	0	0	0	0	0	0	0	0	0	0	0	0	0	0	0	0	0	0	1	0
Totals	24	15	14	15	4	0	3	5	2	0	1	0	2	1	0	0	0	15	7	0

CHINA	W/S/L	IP	H	R	ER	BB	SO	WP	HB	BK	IBB	SH	SF	CI	2B	3B	HR	AB	BF	FO	GO	NP
YAO	L,0-1	1.0	4	4	4	1	1	1	0	0	0	0	1	0	2	0	0	6	8	2	0	25
HU		2.0	4	5	5	3	0	0	0	0	0	0	0	0	0	0	2	10	13	4	2	35
DONG S		1.0	6	6	6	1	0	0	1	0	0	0	1	0	2	0	1	8	11	2	1	38
CUBA	W/S/L	IP	H	R	ER	BB	SO	WP	HB	BK	IBB	SH	SF	CI	2B	3B	HR	AB	BF	FO	GO	NP
DESPAIGNE O		2.0	2	0	0	0	3	0	0	0	0	0	0	0	0	0	0	8	8	0	3	34
GARCIA		1.0	1	0	0	0	1	0	0	0	0	0	0	0	0	0	0	4	4	0	2	14
RODRIGUEZ		1.0	0	0	0	0	1	0	0	0	0	0	0	0	0	0	0	3	3	1	1	13
RIVERO	W,1-0	1.0	0	0	0	0	2	0	0	0	0	0	0	0	0	0	0	3	3	0	1	10

Umpires – HP: Muramatsu(JPN) 1B: Kikuchi(JPN) 2B: G.Street(USA) 3B: Sujeewa(SRI) Start: 13:59 Time: 1:32 Attendance: 460 Weather: Fine
Game notes: TC:Yamanaka SCOERE:S.Numata(JPN) Y.Shimamura(JPN)
Game: 12

Leaders Summary

TEAM BATTING	G	Avg	AB	R	H	2B	3B	HR	BB	SO	SB-ATT
CUBA	3	0.511	90	45	46	8	1	10	13	11	3-4
AMERICA	3	0.376	109	31	41	13	1	4	10	16	7-7
JAPAN	3	0.357	98	26	35	8	3	4	11	17	3-5
CHINESE TAIPEI	3	0.343	105	25	36	11	1	2	6	17	2-4
CANADA	3	0.304	92	22	28	4	5	1	12	13	3-4
KOREA	3	0.286	91	13	26	3	2	0	9	27	1-3
CHINA	3	0.145	69	4	10	1	0	0	1	27	1-1
SRI LANKA	3	0.083	48	0	4	0	0	0	3	28	3-3
Totals	12	0.322	702	166	226	48	13	21	65	156	23-31

TEAM PITCHING	G	ERA	W	L	Sv	IP	H	R	ER	BB	SO
AMERICA	3	1.80	3	0	0	25.0	22	8	5	4	37
CUBA	3	1.89	3	0	0	19.0	17	7	4	4	24
CHINESE TAIPEI	3	3.00	1	2	0	24.0	26	11	8	7	15
CANADA	3	3.13	2	1	1	23.0	18	10	8	8	20
JAPAN	3	4.12	2	1	0	24.0	24	12	11	3	39
KOREA	3	10.23	1	2	0	22.0	28	26	25	11	12
CHINA	3	20.50	0	3	0	18.0	48	43	41	16	7
SRI LANKA	3	23.05	0	3	0	13.2	43	49	35	12	2
Totals	12	7.31	12	12	1	168.2	226	166	137	65	156

TEAM FIELDING	G	PO	A	E	Pct	DP	PB	SBA-ATT
CUBA	3	57	23	1	0.988	0	0	1-1
AMERICA	3	75	28	2	0.981	1	2	2-2
CHINESE TAIPEI	3	72	40	3	0.974	1	1	4-5
JAPAN	3	72	27	3	0.971	1	1	1-2
KOREA	3	66	26	3	0.968	3	0	2-3
CANADA	3	69	25	4	0.959	2	1	2-2
CHINA	3	54	20	6	0.925	0	0	4-7
SRI LANKA	3	41	15	8	0.875	0	3	7-9
Totals	12	506	204	30	0.959	8	8	23-31

INDIVIDUAL BATTING											
Min 2.7 AB/Team game	G	Avg	AB	R	H	RBI	2B	3B	HR	BB	
CESPEDES M Yoennis-CUB	3	0.818	11	8	9	14	2	0	4	0	
DIAZ S Aledmis-CUB	3	0.600	10	2	6	5	0	0	1	0	
OLIVERA A Hector-CUB	3	0.600	10	6	6	7	2	0	1	1	
LAN Yin Lun-TPE	3	0.600	10	4	6	3	2	0	0	0	
WRIGHT Ryan-USA	3	0.571	14	6	8	4	2	0	1	0	
ESPOSITO Jason-USA	3	0.556	9	3	5	4	2	0	1	0	
HASEGAWA Yuichi-JPN	3	0.545	11	1	6	3	2	0	0	0	
KIM Yong Ho-KOR	3	0.500	12	2	6	0	0	0	0	0	
BORROTO J Yorbis-CUB	3	0.500	12	3	6	4	0	0	1	0	
CHEN Wei Chih-TPE	3	0.500	12	2	6	4	2	0	0	0	

INDIVIDUAL PITCHING											
Min 0.8 IP/Team game	App	ERA	W-L	Sv	IP	H	R	ER	BB	SO	
BARNES Matt-USA	1	0.00	1-0	0	7.0	3	0	0	1	8	
SAITO Yuki-JPN	1	0.00	1-0	0	6.0	5	0	0	1	9	
LAI Hung Cheng-TPE	1	0.00	0-0	0	5.1	3	0	0	2	2	
GRAY Sonny-USA	1	0.00	1-0	0	5.0	1	0	0	0	14	
PEDROSO G Yadier-CUB	1	0.00	1-0	0	5.0	2	0	0	0	7	
SANCHEZ C Arleys-CUB	1	0.00	1-0	0	4.1	2	0	0	1	4	
KAYE Brandon-CAN	1	0.00	1-0	0	4.0	2	0	0	2	6	
JOHNSON Brian-USA	1	0.00	1-0	0	3.0	4	1	0	0	5	
NOMURA Yusuke-JPN	1	0.00	0-0	0	3.0	0	0	0	0	6	
LIAO Chuang Ju-TPE	1	0.00	0-0	0	3.0	1	0	0	1	2	

HITS	
CESPEDES M Yoennis-CUB	9
WRIGHT Ryan-USA	8
7 tied with 6 hit(s)	

RUNS SCORED	
MARTIN T Leonis-CUB	8
CESPEDES M Yoennis-CUB	8
WRIGHT Ryan-USA	6
DESPAIGNE R Alfredo-CUB	6
OLIVERA A Hector-CUB	6

RUNS BATTED IN	
CESPEDES M Yoennis-CUB	14
OLIVERA A Hector-CUB	7
HUANG Chih Pei-TPE	6
WALLANCE Greg-CAN	6
5 tied with 5 RBI(s)	

DOUBLES	
SPRINGER George-USA	3
13 tied with 2 double(s)	

TRIPLES	
WALLANCE Greg-CAN	2
ISHIMINE Shota-JPN	2
9 tied with 1 triple(s)	

HOME RUNS	
CESPEDES M Yoennis-CUB	4
ITO Hayata-JPN	2
HUANG Chih Pei-TPE	2
ABREU C Jose D-CUB	2
11 tied with 1 home run(s)	

TOTAL BASES	
CESPEDES M Yoennis-CUB	23
HUANG Chih Pei-TPE	13
WRIGHT Ryan-USA	13
ABREU C Jose D-CUB	12
4 tied with 11 total base(s)	

STOLEN BASES		SB-ATT
LASANTHA SMUMUM-SRI		3-3
MARTIN T Leonis-CUB		2-2
MAHTOOK Mikie-USA		2-2
16 tied with 1 stolen base(s)		

STRIKEOUTS		IP	SO
GRAY Sonny-USA		5.0	14
SAITO Yuki-JPN		6.0	9
COLE Gerrit-USA		6.0	8
BARNES Matt-USA		7.0	8
PEDROSO G Yadier-CUB		5.0	7

Technical Appointments

Tuesday 3rd August

Game 13

Field	Time	Home Team		Visitor Team
Y' hama	12:00	UNITED STATES OF AMERICA		CHINA
Umpires:	E.Jerkovits(CAN)	Yamaguchi(JPN)	Kikuchi(JPN)	Sujeewa(SRI)
Scorekeepers:	T.Sumii(JPN)	N.Otsuka(JPN)		
T.C.:	Yoshikawa			

Game 14

Field	Time	Home Team		Visitor Team
KAIT	14:00	CANADA		KOREA
Umpires:	Kuwabara(JPN)	Ishizaki(JPN)	G.Street(USA)	Li Weigeng(CHN)
Scorekeepers:	S.Numata(JPN)	Y.Shimamura(JPN)		
T.C.:	Aso(JPN)			



5th World University Baseball Championship supported by Panasonic

Japan
July 30-August 7, 2010



**BASEBALL
2010**









Japan
5th World University
Championship




INTERNATIONAL
University Sports

supported by **Panasonic**

Daily Report 6

Teams	
PoolA	PoolB
 Canada(CAN)	 China(CHN)
 United States of America(USA)	 Korea(KOR)
 Sri Lanka(SRI)	 Cuba(CUB)
 Chinese Taipei(TPE)	 Japan(JPN)

Schedule

Game	At time	Ballpark	Pool	Home team	Visiting team	Final Score	Inn.
Friday 30th July							
1	12:00	Jingu	A	 TPE	 CAN	2-3	9
2	18:00	Jingu	B	 JPN	 KOR	4-0	9
3	14:00	U-S	A	 USA	 SRI	15-0	5
Saturday 31st July							
4	12:00	Jingu	B	 KOR	 CUB	0-18	5
5	18:00	Jingu	B	 CHN	 JPN	0-15	6
6	14:00	U-S	A	 CAN	 SRI	18-0	5
Sunday 1st August							
7	12:00	Jingu	B	 JPN	 CUB	7-12	9
8	18:00	Jingu	A	 USA	 TPE	8-7	11
9	14:00	U-S	B	 KOR	 CHN	13-4	9
Monday 2nd August							
10	12:00	Y'hama	A	 SRI	 TPE	0-16	5
11	18:00	Y'hama	A	 CAN	 USA	1-8	9
12	14:00	KAIT	B	 CUB	 CHN	15-0	5
Tuesday 3rd August							
13	12:00	Y'hama		 USA	 CHN	11-0	7
14	14:00	KAIT		 CAN	 KOR	4-7	9

Wednesday 4th August

15	12:00	Y'hama	 CUB	 SRI	—
16	18:00	Y'hama	 JPN	 TPE	—
17	14:00	KAIT	 CHN	 CAN	—

Thursday 5th August

18	12:00	Y'hama	Semi Final		—
19	18:00	Y'hama	Semi Final		—
20	14:00	KAIT	Ranking decider	QF(game No.16) Loser vs QF(No.15) Loser	—

Friday 6th August

21	12:00	Jingu	Game for 5th and 6th Place		—
22	14:00	U-S	Game for 7th and 8th Place		—

Saturday 7th August

23	12:00	Jingu	Bronze Medal Game		—
24	18:00	Jingu	Gold Medal Game		—

Sunday 8th August

		Jingu	Rain date		—
		U-S	Rain date		—

※Jingu = Meiji Jingu Stadium

U-S = Utsumi - Shimaoka Ballpark

Y'hama = Yokohama Stadium

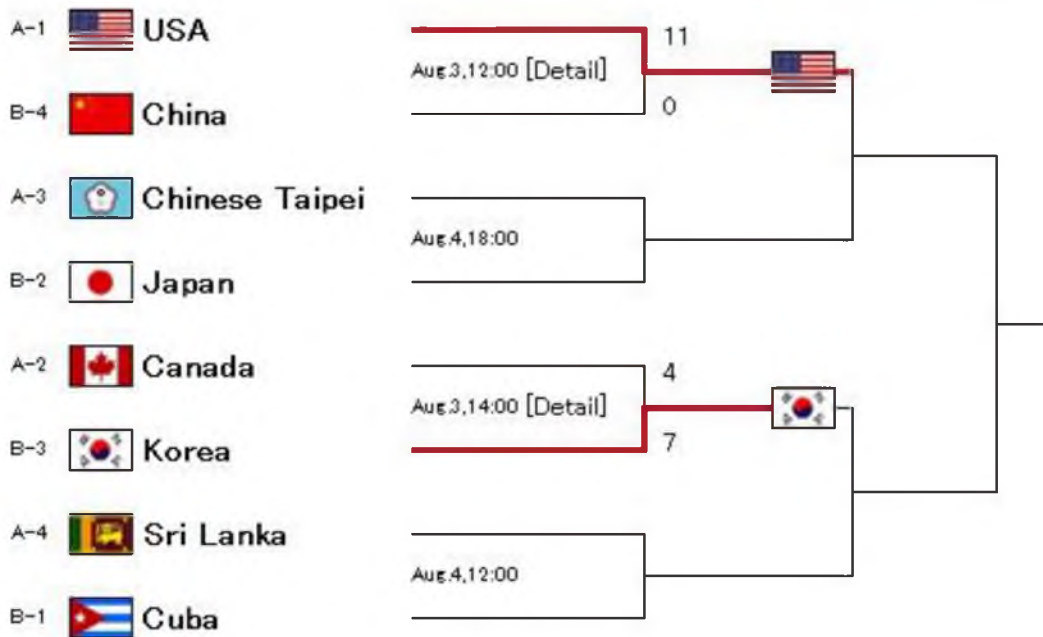
KAIT = KAIT Stadium

Pool A

						Game	W	L	Ave.
1	 U.S.A.	-	W 8-1	W 8-7	W 15-0	3	3	0	1.000
2	 Canada	L 1-8	-	W 3-2	W 18-0	3	2	1	0.667
3	 Chinese Taipei	L 7-8	L 2-3	-	W 16-0	3	1	2	.333
4	 Sri Lanka	L 0-15	L 0-18	L 0-16	-	3	0	3	.000

Pool B


						Game	W	L	Ave.
1	 Cuba	-	W 12-7	W 18-0	W 15-0	3	3	0	1.000
2	 Japan	L 7-12	-	W 4-0	W 15-0	3	2	1	.667
3	 Korea	L 0-18	L 0-4	-	W 13-4	3	1	2	.333
4	 China	L 0-15	L 0-15	L 4-13	-	3	0	3	.000



Game Summary 13



UNITED STATES OF AMERICA – CHINA



Score by Innings R H E

CHINA 000 000 0 0 3 1
AMERICA 103 700 X 11 8 0

CHINA 0 (0-4)

Player	AB	R	H	BI	2B	3B	HR	BB	SB	CS	HP	SH	SF	SO	IBB	KL	GDP	PO	A	E
LI 2b	3	0	0	0	0	0	0	0	0	0	0	0	0	0	0	0	0	2	0	0
JIANG lf	3	0	0	0	0	0	0	0	0	0	0	0	0	2	0	0	0	3	0	0
ZHANG Q 3b	3	0	0	0	0	0	0	0	0	0	0	0	0	3	0	0	0	1	2	0
DONG C 1b	3	0	0	0	0	0	0	0	0	0	0	0	0	1	0	0	0	5	0	0
XIA Z rf	3	0	0	0	0	0	0	0	0	0	0	0	0	2	0	0	0	2	0	0
ZHANG X ss	2	0	1	0	0	0	0	0	0	0	0	0	0	0	0	0	0	0	3	1
LU c	2	0	1	0	0	0	0	0	0	0	0	0	0	0	0	0	0	1	0	0
CHENG dh	2	0	0	0	0	0	0	0	0	0	0	0	0	1	0	0	0	0	0	0
CHEN cf	2	0	1	0	0	0	0	0	1	0	0	0	0	1	0	0	0	4	0	0
ZHANG Ju p	0	0	0	0	0	0	0	0	0	0	0	0	0	0	0	0	0	0	0	0
YANG p	0	0	0	0	0	0	0	0	0	0	0	0	0	0	0	0	0	0	0	0
Totals	23	0	3	0	0	0	0	0	1	0	0	0	0	10	0	0	0	18	5	1

AMERICA 11 (4-0)

Player	AB	R	H	BI	2B	3B	HR	BB	SB	CS	HP	SH	SF	SO	IBB	KL	GDP	PO	A	E
MAGGI 2b	2	1	0	0	0	0	0	1	2	0	0	0	0	0	0	0	0	0	1	0
FONTANA ss	1	0	0	0	0	0	0	0	0	0	0	0	0	1	0	0	0	0	0	0
MILLER ss/2b	3	2	2	1	0	0	0	1	0	0	0	0	0	0	0	0	0	0	0	0
BRADLEY cf	1	2	1	2	0	0	1	2	0	0	0	0	0	0	0	0	0	1	0	0
DICKERSON lf	1	0	0	0	0	0	0	0	0	0	0	0	0	0	0	0	0	0	0	0
WRIGHT dh	3	1	1	2	0	0	0	0	1	0	0	0	0	0	0	0	0	0	0	0
JOHNSON ph	1	0	0	0	0	0	0	0	0	0	0	0	0	0	0	0	0	0	0	0
SPRINGER lf/cf	4	1	0	0	0	0	0	0	0	0	0	0	0	0	0	0	0	1	0	0
RAMIREZ Nick 1b	3	1	1	1	0	0	0	1	0	0	0	0	0	0	0	0	0	7	0	0
ESPOSITO 3b	3	0	1	1	0	0	0	0	0	0	0	0	0	0	0	0	0	0	3	0
O'BRIEN c	2	1	0	0	0	0	0	1	0	0	0	0	0	0	0	0	0	11	0	0
MAHTOOK rf	3	2	2	3	0	0	1	0	1	0	0	0	0	0	0	0	0	1	0	0
ANDERSON p	0	0	0	0	0	0	0	0	0	0	0	0	0	0	0	0	0	0	1	0
WINKLER p	0	0	0	0	0	0	0	0	0	0	0	0	0	0	0	0	0	0	0	0
Totals	27	11	8	10	0	0	2	6	4	0	0	0	0	1	0	0	0	21	5	0

CHINA	W/S/L	IP	H	R	ER	BB	SO	WP	HB	BK	IBB	SH	SF	CI	2B	3B	HR	AB	BF	FO	GO	NP
ZHANG Ju	L,0-1	4.0	8	11	8	5	0	0	0	1	0	0	0	0	0	0	2	21	26	7	5	92
YANG		2.0	0	0	0	1	1	0	0	0	0	0	0	0	0	0	0	6	7	5	0	22
AMERICA	W/S/L	IP	H	R	ER	BB	SO	WP	HB	BK	IBB	SH	SF	CI	2B	3B	HR	AB	BF	FO	GO	NP
ANDERSON	W,1-0	5.0	2	0	0	0	6	0	0	0	0	0	0	0	0	0	0	16	16	3	4	51
WINKLER		2.0	1	0	0	0	4	0	0	0	0	0	0	0	0	0	0	7	7	0	2	34

Umpires – HP: E.Jerkovits(CAN) 1B: Yamaguchi(JPN) 2B: Kikuchi(JPN) 3B: Sujeewa(SRI) Start: 12:05 Time: 1:48 Attendance:170 Weather: Fine
Game notes: TC:Yoshikawa(JPN) SCORER:T.Sumii(JPN) N.Otsuka(JPN) Game: 13

Game Summary 14



CANADA - KOREA



Score by Innings R H E

KOREA 001 031 110 7 6 0
CANADA 000 310 000 4 8 1

KOREA 7 (2-2)

Player	AB	R	H	BI	2B	3B	HR	BB	SB	CS	HP	SH	SF	SO	IBB	KL	GDP	PO	A	E
KO J cf	4	2	3	0	1	0	0	1	0	1	0	0	0	0	0	0	0	1	0	0
LEE T rf	2	1	1	2	0	0	0	1	0	0	0	1	1	1	0	0	0	3	1	0
SEO dh	3	0	0	0	0	0	0	1	0	0	0	1	0	0	0	0	1	0	0	0
KIM 1b	2	2	1	1	1	0	0	1	1	0	2	0	0	1	1	0	0	5	0	0
SHIN B ss	0	0	0	1	0	0	0	2	0	0	2	1	0	0	0	0	0	2	0	0
PARK J lf	4	0	0	1	0	0	0	0	0	0	0	1	0	3	0	1	0	2	0	0
YOON Y c	5	0	1	1	0	0	0	0	0	0	0	0	0	2	0	1	0	13	0	0
KU 3b	1	2	0	0	0	0	0	2	0	1	1	0	0	0	0	0	0	1	2	0
JUNG Y 2b	3	0	0	0	0	0	0	0	0	0	0	1	0	2	0	0	0	0	1	0
NA p	0	0	0	0	0	0	0	0	0	0	0	0	0	0	0	0	0	0	1	0
LIM p	0	0	0	0	0	0	0	0	0	0	0	0	0	0	0	0	0	0	0	0
Totals	24	7	6	6	2	0	0	8	1	2	5	5	1	9	1	2	1	27	5	0

CANADA 4 (2-2)

Player	AB	R	H	BI	2B	3B	HR	BB	SB	CS	HP	SH	SF	SO	IBB	KL	GDP	PO	A	E
MARSHALL 2b	5	0	2	0	0	0	0	0	0	0	0	0	0	1	0	1	0	3	2	1
CARRUTHERS rf	3	0	0	0	0	0	0	1	0	0	1	0	0	2	0	1	0	2	0	0
WALLANCE cf	3	0	1	2	0	0	0	1	0	0	0	1	0	1	0	0	0	0	0	0
ELLIS 3b	3	1	1	0	0	0	0	1	0	0	0	0	0	1	0	0	0	0	3	0
FLEMMING 1b	3	0	1	0	0	0	0	1	0	0	0	0	0	2	0	0	0	7	0	0
WELCH dh	4	1	1	2	0	0	1	0	0	0	0	0	0	2	0	0	0	0	0	0
LENDVOY lf	3	0	0	0	0	0	0	0	0	0	0	0	0	0	0	0	0	1	0	0
DUNSMORE ph/lf	1	0	0	0	0	0	0	0	0	0	0	0	0	0	0	0	0	1	0	0
DENSEM c	4	1	1	0	0	0	0	0	0	0	0	0	0	1	0	0	0	10	3	0
BELL ss	4	1	1	0	0	0	0	0	0	0	0	0	0	2	0	1	0	3	3	0
REYNOLDS p	0	0	0	0	0	0	0	0	0	0	0	0	0	0	0	0	0	0	1	0
WALKILING p	0	0	0	0	0	0	0	0	0	0	0	0	0	0	0	0	0	0	0	0
KAYE p	0	0	0	0	0	0	0	0	0	0	0	0	0	0	0	0	0	0	2	0
HETHERINGTON p	0	0	0	0	0	0	0	0	0	0	0	0	0	0	0	0	0	0	0	0
Totals	33	4	8	4	0	0	1	4	0	0	1	1	0	12	0	3	0	27	14	1

KOREA	W/S/L	IP	H	R	ER	BB	SO	WP	HB	BK	IBB	SH	SF	CI	2B	3B	HR	AB	BF	FO	GO	NP
NA		3.1	5	3	3	3	7	0	1	0	0	1	0	0	0	0	1	14	19	2	1	101
LIM	W,1-0	5.2	3	1	1	1	5	0	0	1	0	0	0	0	0	0	0	19	20	7	4	77

CANADA	W/S/L	IP	H	R	ER	BB	SO	WP	HB	BK	IBB	SH	SF	CI	2B	3B	HR	AB	BF	FO	GO	NP
REYNOLDS		4.1	2	4	1	7	6	0	2	0	1	2	0	0	1	0	0	12	23	0	5	92
WALKILING	L,0-1	1.2	2	1	1	1	1	0	0	0	0	0	1	0	1	0	0	5	7	3	0	30
KAYE		2.0	2	2	2	0	0	0	2	0	0	3	0	0	0	0	0	4	9	1	4	22
HETHERINGTON		1.0	0	0	0	0	2	0	1	0	0	0	0	0	0	0	0	3	4	1	0	11

Umpires - HP: Kuwabara(JPN) 1B: Ishizaki(JPN) 2B: G.Street(USA) 3B: Li Weigeng(CHN) Start: 14:00 Time: 3:40 Attendance: 320
Weather: Fine Game: 14

TEAM BATTING	G	Avg	AB	R	H	2B	3B	HR	BB	SO	SB-ATT
CUBA	3	0.511	90	45	46	8	1	10	13	11	3-4
AMERICA	4	0.360	136	42	49	13	1	6	16	17	11-11
JAPAN	3	0.357	98	26	35	8	3	4	11	17	3-5
CHINESE TAIPEI	3	0.343	105	25	36	11	1	2	6	17	2-4
CANADA	4	0.288	125	26	36	4	5	2	16	25	3-4
KOREA	4	0.278	115	20	32	5	2	0	17	36	2-6
CHINA	4	0.141	92	4	13	1	0	0	1	37	2-2
SRI LANKA	3	0.083	48	0	4	0	0	0	3	28	3-3
Totals	14	0.310	809	188	251	50	13	24	83	188	29-39

TEAM PITCHING	G	ERA	W	L	Sv	IP	H	R	ER	BB	SO
AMERICA	4	1.41	4	0	0	32.0	25	7	5	4	47
CUBA	3	1.89	3	0	0	19.0	17	8	4	4	24
CHINESE TAIPEI	3	3.00	1	2	0	24.0	26	11	8	7	15
CANADA	4	3.38	2	2	1	32.0	24	17	12	16	29
JAPAN	3	4.12	2	1	0	24.0	24	12	11	3	39
KOREA	4	8.42	2	2	0	31.0	36	30	29	15	24
CHINA	4	18.38	0	4	0	24.0	56	54	49	22	8
SRI LANKA	3	23.05	0	3	0	13.2	43	49	35	12	2
Totals	14	6.90	14	14	1	199.2	251	188	153	83	188

TEAM FIELDING	G	PO	A	E	Pct	DP	PB	SBA-ATT
CUBA	3	57	23	1	0.988	0	0	1-1
AMERICA	4	96	33	2	0.985	1	2	3-3
KOREA	4	93	31	3	0.976	3	1	2-3
CHINESE TAIPEI	3	72	40	3	0.974	1	1	4-5
JAPAN	3	72	27	3	0.971	1	1	1-2
CANADA	4	96	39	5	0.964	3	2	3-5
CHINA	4	72	25	7	0.933	0	0	8-11
SRI LANKA	3	41	15	8	0.875	0	3	7-9
Totals	14	599	233	32	0.963	9	10	29-39

INDIVIDUAL BATTING											
Min 2.7 AB/Team game	G	Avg	AB	R	H	RBI	2B	3B	HR	BB	
CESPEDES M Yoennis-CUB	3	0.818	11	8	9	14	2	0	4	0	
OLIVERA A Hector-CUB	3	0.600	10	6	6	7	2	0	1	1	
DIAZ S Aledmis-CUB	3	0.600	10	2	6	5	0	0	1	0	
LAN Yin Lun-TPE	3	0.600	10	4	6	3	2	0	0	0	
HASEGAWA Yuichi-JPN	3	0.545	11	1	6	3	2	0	0	0	
WRIGHT Ryan-USA	4	0.529	17	7	9	6	2	0	1	0	
KIM Yong Ho-KOR	4	0.500	14	4	7	1	1	0	0	1	
CHEN Wei Chih-TPE	3	0.500	12	2	6	4	2	0	0	0	
MAHTOOK Mikie-USA	4	0.500	12	7	6	6	1	1	1	2	
ESPOSITO Jason-USA	4	0.500	12	3	6	5	2	0	1	0	

INDIVIDUAL PITCHING											
Min 0.8 IP/Team game	App	ERA	W-L	Sv	IP	H	R	ER	BB	SO	
BARNES Matt-USA	1	0.00	1-0	0	7.0	3	0	0	1	8	
SAITO Yuki-JPN	1	0.00	1-0	0	6.0	5	0	0	1	9	
LAI Hung Cheng-TPE	1	0.00	0-0	0	5.1	3	0	0	2	2	
GRAY Sonny-USA	1	0.00	1-0	0	5.0	1	0	0	0	14	
ANDERSON Tyler-USA	1	0.00	1-0	0	5.0	2	0	0	0	6	
PEDROSO G Yadier-CUB	1	0.00	1-0	0	5.0	2	0	0	0	7	
SANCHEZ C Arleys-CUB	1	0.00	1-0	0	4.1	2	0	0	1	4	
GONZALEZ P Miguel A-CUB	1	0.00	0-0	0	3.0	4	3	0	1	4	
NOMURA Yusuke-JPN	1	0.00	0-0	0	3.0	0	0	0	0	6	
LIAO Chuang Ju-TPE	1	0.00	0-0	0	3.0	1	0	0	1	2	

HITS	
WRIGHT Ryan-USA	9
CESPEDES M Yoennis-CUB	9
MARSHALL Chad-CAN	7
KIM Yong Ho-KOR	7
9 tied with 6 hit(s)	

RUNS SCORED	
CESPEDES M Yoennis-CUB	8
MARTIN T Leonis-CUB	8
WRIGHT Ryan-USA	7
MAHTOOK Mikie-USA	7
3 tied with 6 run(s) scored	

RUNS BATTED IN	
CESPEDES M Yoennis-CUB	14
WALLANCE Greg-CAN	8
OLIVERA A Hector-CUB	7
4 tied with 6 RBI(s)	

DOUBLES	
SPRINGER George-USA	3
13 tied with 2 double(s)	

TRIPLES	
WALLANCE Greg-CAN	2
ISHIMINE Shota-JPN	2
9 tied with 1 triple(s)	

HOME RUNS	
CESPEDES M Yoennis-CUB	4
ABREU C Jose D-CUB	2
HUANG Chih Pei-TPE	2
ITO Hayata-JPN	2
14 tied with 1 home run(s)	

TOTAL BASES	
CESPEDES M Yoennis-CUB	23
WRIGHT Ryan-USA	14
HUANG Chih Pei-TPE	13
MAHTOOK Mikie-USA	12
ABREU C Jose D-CUB	12

STOLEN BASES	SB-ATT
LASANTHA SMUMUM-SRI	3-3
MAHTOOK Mikie-USA	3-3
MAGGI Drew-USA	3-3
MARTIN T Leonis-CUB	2-2
WRIGHT Ryan-USA	2-2

STRIKEOUTS	IP	SO
GRAY Sonny-USA	5.0	14
LIM Chi Young-KOR	11.2	10
SAITO Yuki-JPN	6.0	9
BARNES Matt-USA	7.0	8
COLE Gerrit-USA	6.0	8

Technical Appointments

Wednesday 4th August

Game 15

Field	Time	Home Team	Visitor Team
Y' hama	12:00	CUBA	SRI LANKA
Umpires:	Motoo(JPN)	Muramatsu(JPN)	Sujeewa(SRI) Huang Ming-Liang(TPE)
Scorekeepers:	Sumi(JPN)	Shimamura(JPN)	
T.C.:	Yoshikawa(JPN)		

Game 16

Field	Time	Home Team	Visitor Team
Y' hama	18:00	JAPAN	CHINESE TAIPEI
Umpires:	Greg Street(USA)	Li Weigeng(CHN)	Yoon Myung-Hoon(KOR) Yamaguchi(JPN)
Scorekeepers:	Seki(JPN)	Kudoh(JPN)	
T.C.:	Yamanaka(JPN)		

Game 17

Field	Time	Home Team	Visitor Team
KAIT	14:00	CHINA	CANADA
Umpires:	Suzuki(JPN)	Kikuchi(JPN)	Numa(JPN) Ishizaki(JPN)
Scorekeepers:	Numata(JPN)	Otsuka(JPN)	
T.C.:	Nakamoto(JPN)		



5th World University Baseball Championship supported by Panasonic

Japan
July 30-August 7, 2010











**BASEBALL
2010**

Japan
5th World University
Championship



INTERNATIONAL
University Sports

supported by **Panasonic**

Daily Report 7

Teams	
PoolA	PoolB
 Canada(CAN)	 China(CHN)
 United States of America(USA)	 Korea(KOR)
 Sri Lanka(SRI)	 Cuba(CUB)
 Chinese Taipei(TPE)	 Japan(JPN)

Schedule

Game	At time	Ballpark	Pool	Home team	Visiting team	Final Score	Inn.
Friday 30th July							
1	12:00	Jingu	A	 TPE	 CAN	2-3	9
2	18:00	Jingu	B	 JPN	 KOR	4-0	9
3	14:00	U-S	A	 USA	 SRI	15-0	5
Saturday 31st July							
4	12:00	Jingu	B	 KOR	 CUB	0-18	5
5	18:00	Jingu	B	 CHN	 JPN	0-15	6
6	14:00	U-S	A	 CAN	 SRI	18-0	5
Sunday 1st August							
7	12:00	Jingu	B	 JPN	 CUB	7-12	9
8	18:00	Jingu	A	 USA	 TPE	8-7	11
9	14:00	U-S	B	 KOR	 CHN	13-4	9
Monday 2nd August							
10	12:00	Y'hama	A	 SRI	 TPE	0-16	5
11	18:00	Y'hama	A	 CAN	 USA	1-8	9
12	14:00	KAIT	B	 CUB	 CHN	15-0	5
Tuesday 3rd August							
13	12:00	Y'hama		 USA	 CHN	11-0	7
14	14:00	KAIT		 CAN	 KOR	4-7	9

Wednesday 4th August

15	12:00	Y'hama	 CUB	 SRI	14-0	7
16	18:00	Y'hama	 JPN	 TPE	13-0	7
17	14:00	KAIT	 CHN	 CAN	3-17	7

Thursday 5th August

18	12:00	Y'hama	 CUB	 KOR	-	-
19	18:00	Y'hama	 USA	 JPN	-	-
20	14:00	KAIT	 TPE	 SRI	-	-

Friday 6th August

21	12:00	Jingu	Game for 5th and 6th Place			-
22	14:00	U-S	Game for 7th and 8th Place			-

Saturday 7th August

23	12:00	Jingu	Bronze Medal Game			-
24	18:00	Jingu	Gold Medal Game			-

Sunday 8th August

		Jingu	Rain date			-
		U-S	Rain date			-

※Jingu = Meiji Jingu Stadium

U-S = Utsumi - Shimaoka Ballpark

Y'hama = Yokohama Stadium

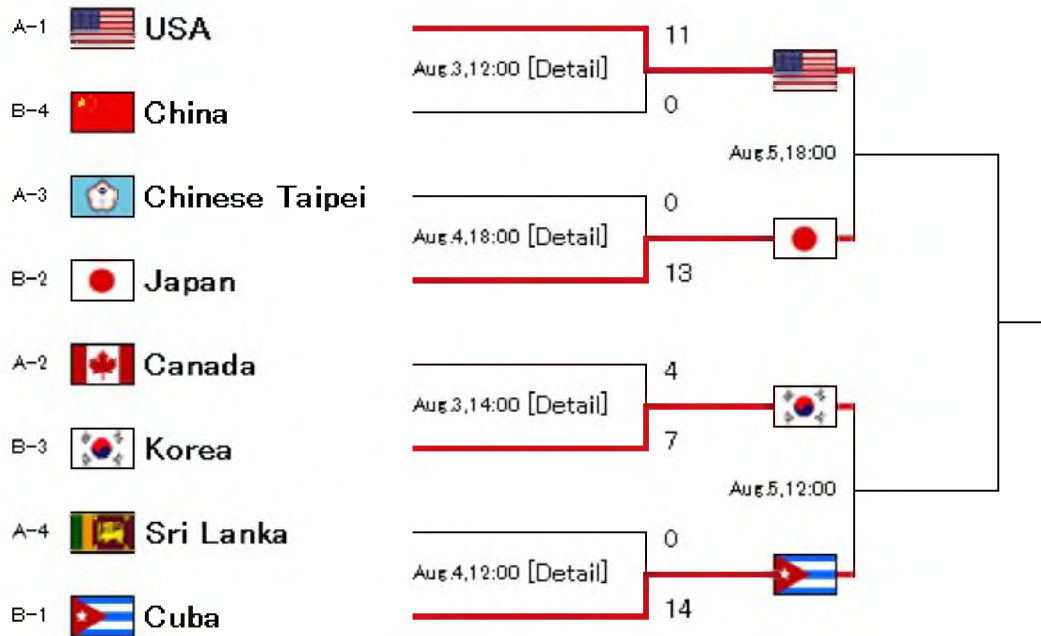
KAIT = KAIT Stadium

Pool A

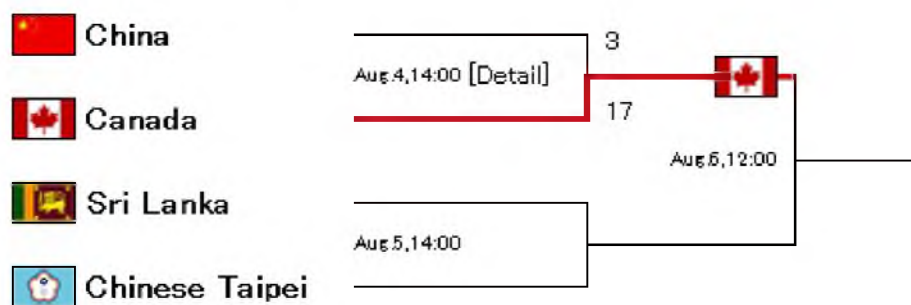
						Game	W	L	Ave.
1	 U.S.A.	-	W 8-1	W 8-7	W 15-0	3	3	0	1.000
2	 Canada	L 1-8	-	W 3-2	W 18-0	3	2	1	0.667
3	 Chinese Taipei	L 7-8	L 2-3	-	W 16-0	3	1	2	.333
4	 Sri Lanka	L 0-15	L 0-18	L 0-16	-	3	0	3	.000

Pool B

						Game	W	L	Ave.
1	 Cuba	-	W 12-7	W 18-0	W 15-0	3	3	0	1.000
2	 Japan	L 7-12	-	W 4-0	W 15-0	3	2	1	.667
3	 Korea	L 0-18	L 0-4	-	W 13-4	3	1	2	.333
4	 China	L 0-15	L 0-15	L 4-13	-	3	0	3	.000



Ranking Decider (5th - 8th Place)



Game Summary 15



CUBA – SRI LANKA



Score by Innings R H E

SRI LANKA 000 000 0 0 0 0
CUBA 732 011 X 14 18 0

SRI LANKA 0 (0-4)

Player	AB	R	H	BI	2B	3B	HR	BB	SB	CS	HP	SH	SF	SO	IBB	KL	GDP	PO	A	E
WITHANAGE lf	3	0	0	0	0	0	0	0	0	0	0	0	0	2	0	1	0	2	0	0
LASANTHA ss	3	0	0	0	0	0	0	0	0	0	0	0	0	3	0	1	0	4	2	0
NIROSHAN 1b	3	0	0	0	0	0	0	0	0	0	0	0	0	2	0	0	0	3	0	0
BHANUKA c	2	0	0	0	0	0	0	0	0	0	0	0	0	1	0	1	0	0	0	0
ASANKA 3b	2	0	0	0	0	0	0	0	0	0	0	0	0	1	0	0	0	1	0	0
NERANJAN p	1	0	0	0	0	0	0	0	0	0	0	0	0	1	0	0	0	1	0	0
PRASAD p	1	0	0	0	0	0	0	0	0	0	0	0	0	1	0	1	0	0	0	0
RAJITHA p	0	0	0	0	0	0	0	0	0	0	0	0	0	0	0	0	0	0	0	0
JEEWAKA rf	2	0	0	0	0	0	0	0	0	0	0	0	0	2	0	1	0	4	0	0
HITHTHATIYA 2b	1	0	0	0	0	0	0	0	0	0	0	0	0	1	0	1	0	1	0	0
SAMARASINGHE ph	1	0	0	0	0	0	0	0	0	0	0	0	0	1	0	0	0	0	0	0
DON 2b	0	0	0	0	0	0	0	0	0	0	0	0	0	0	0	0	0	1	0	0
SAHAN cf	2	0	0	0	0	0	0	0	0	0	0	0	0	1	0	0	0	1	0	0
Totals	21	0	0	0	0	0	0	0	0	0	0	0	0	16	0	6	0	18	2	0

CUBA 14 (4-0)

Player	AB	R	H	BI	2B	3B	HR	BB	SB	CS	HP	SH	SF	SO	IBB	KL	GDP	PO	A	E
MARTIN cf	3	3	3	1	0	0	0	2	1	0	0	0	0	0	0	0	0	0	0	0
CERCE 2b	4	2	2	1	1	0	0	0	0	0	1	0	0	0	0	0	0	0	0	0
OLIVERA dh	4	1	1	1	0	0	0	1	0	0	0	0	0	0	0	0	0	0	0	0
DESPAIGNE A lf	5	2	3	3	1	0	0	0	0	0	0	0	0	0	0	0	0	1	0	0
CESPEDES rf	4	3	2	0	0	0	0	0	0	0	1	0	0	0	0	0	0	0	0	0
ABREU 1b	2	1	2	2	0	0	0	0	0	0	0	0	0	0	0	0	0	0	0	0
URRUTIA 1b	2	0	2	1	0	0	0	0	0	0	0	0	0	0	0	0	0	3	0	0
DIAZ 3b/ss	3	0	0	2	0	0	0	0	0	0	0	0	1	0	0	0	0	0	1	0
MOREJON c	2	1	1	2	0	1	0	0	0	0	0	0	0	0	0	0	0	5	0	0
ALBERRO c	2	0	0	0	0	0	0	0	0	0	0	0	0	0	0	0	0	11	0	0
BORROTO ss	2	1	1	1	1	0	0	0	0	0	0	0	0	0	0	0	0	0	0	0
LUNAR 3b	2	0	1	0	1	0	0	0	0	0	0	0	0	0	0	0	0	1	1	0
HINOJOSA p	0	0	0	0	0	0	0	0	0	0	0	0	0	0	0	0	0	0	1	0
Totals	35	14	18	14	4	1	0	3	1	0	2	0	1	0	0	0	0	21	3	0

SRI LANKA	W/S/L	IP	H	R	ER	BB	SO	WP	HB	BK	IBB	SH	SF	CI	2B	3B	HR	AB	BF	FO	GO	NP
NERANJAN	L,0-2	3.1	14	12	12	3	0	0	1	0	0	0	1	0	4	1	0	23	28	8	2	81
PRASAD		1.2	2	1	1	0	0	0	0	0	0	0	0	0	0	0	0	7	7	4	1	11
RAJITHA		1.0	2	1	1	0	0	0	1	0	0	0	0	0	0	0	0	5	6	2	1	20

CUBA	W/S/L	IP	H	R	ER	BB	SO	WP	HB	BK	IBB	SH	SF	CI	2B	3B	HR	AB	BF	FO	GO	NP
HINOJOSA	W,1-0	7.0	0	0	0	0	16	0	0	0	0	0	0	0	0	0	0	21	21	2	3	92

Umpires – HP: Motoo(JPN) 1B: Muramatsu(JPN) 2B: Sujeewa(SRI) 3B: Huang
M-L(TPE) Start: 12:02 Time: 1:40 Attendance: 500 Weather: Fine
Game notes: TC:Yoshikawa(JPN) SCORER:T.Sumii(JPN) Y.Shimamura(JPN) Game: 15

Game Summary 16



JAPAN – CHINESE TAIPEI



Score by Innings R H E

CHINESE TAIPEI 000 000 0 0 5 3
JAPAN 220 432 X 13 11 0

CHINESE TAIPEI 0 (1-3)

Player	AB	R	H	BI	2B	3B	HR	BB	SB	CS	HP	SH	SF	SO	IBB	KL	GDP	PO	A	E
LIN W 2b	3	0	2	0	1	0	0	0	0	0	0	0	0	0	0	0	0	3	2	0
YANG H ss	3	0	0	0	0	0	0	0	0	0	0	0	0	2	0	1	0	0	0	0
HUNG rf	3	0	0	0	0	0	0	0	0	0	0	0	0	2	0	0	0	0	0	0
HUANG C 1b	3	0	1	0	0	0	0	0	0	0	0	0	0	1	0	0	0	4	1	1
TENG dh	2	0	0	0	0	0	0	1	0	0	0	0	0	1	0	0	1	0	0	0
LAN cf	3	0	0	0	0	0	0	0	0	0	0	0	0	1	0	1	0	1	0	0
WANG c	2	0	0	0	0	0	0	1	0	0	0	0	0	1	0	1	0	6	0	1
HUANG Y lf	3	0	1	0	0	0	0	0	0	0	0	0	0	2	0	0	0	2	1	0
CHEN W 3b	2	0	1	0	0	0	0	0	0	0	0	0	0	0	0	0	0	1	1	1
LIAO W p	0	0	0	0	0	0	0	0	0	0	0	0	0	0	0	0	0	0	3	0
LAI p	0	0	0	0	0	0	0	0	0	0	0	0	0	0	0	0	0	1	1	0
LIN Y p	0	0	0	0	0	0	0	0	0	0	0	0	0	0	0	0	0	0	0	0
CHEN K p	0	0	0	0	0	0	0	0	0	0	0	0	0	0	0	0	0	0	0	0
Totals	24	0	5	0	1	0	0	2	0	0	0	0	0	10	0	3	1	18	9	3

JAPAN 13 (3-1)


Player	AB	R	H	BI	2B	3B	HR	BB	SB	CS	HP	SH	SF	SO	IBB	KL	GDP	PO	A	E
ISHIMINE cf	5	3	5	3	1	0	0	0	1	0	0	0	0	0	0	0	0	0	0	0
WATANABE 2b	1	2	0	0	0	0	0	2	0	0	1	1	0	0	0	0	0	2	2	0
SUZUKI 3b	0	1	0	1	0	0	0	1	0	0	1	1	1	0	0	0	0	0	1	0
OKAZAKI ph/3b	0	0	0	0	0	0	0	1	0	0	0	0	0	0	0	0	0	0	0	0
ITO rf	4	1	1	3	0	0	0	1	0	0	0	0	0	0	0	0	0	0	0	0
MATSUMOTO dh	3	0	2	3	0	1	0	0	0	0	0	0	0	0	0	0	0	0	0	0
INOUE ph/dh	1	0	0	0	0	0	0	0	0	0	0	0	0	0	0	0	0	0	0	0
HASEGAWA lf	4	1	0	0	0	0	0	0	1	0	0	0	0	0	0	0	0	1	1	0
ARAKI 1b	3	1	1	0	1	0	0	0	0	0	0	0	0	1	0	0	0	5	2	0
WAKAMATSU ph	1	0	0	0	0	0	0	0	0	0	0	0	0	1	0	0	0	0	0	0
TAKI 1b	0	0	0	0	0	0	0	0	0	0	0	0	0	0	0	0	0	0	0	0
FUSHIMI c	2	3	1	0	0	0	0	2	0	0	0	0	0	1	0	0	0	11	0	0
ABE ss	3	1	1	0	0	1	0	0	0	0	0	1	0	2	0	0	0	1	4	0
SUGANO p	0	0	0	0	0	0	0	0	0	0	0	0	0	0	0	0	0	1	0	0
NOMURA p	0	0	0	0	0	0	0	0	0	0	0	0	0	0	0	0	0	0	0	0
OHISHI p	0	0	0	0	0	0	0	0	0	0	0	0	0	0	0	0	0	0	0	0
Totals	27	13	11	10	2	2	0	7	2	0	2	3	1	5	0	0	0	21	10	0

CHINESE TAIPEI	W/S/L	IP	H	R	ER	BB	SO	WP	HB	BK	IBB	SH	SF	CI	2B	3B	HR	AB	BF	FO	GO	NP
LIAO W	L,0-2	1.2	5	4	2	1	0	0	2	0	0	3	0	0	2	0	0	6	12	1	3	42
LAI		2.1	3	4	4	2	2	0	0	0	0	0	1	0	0	2	0	10	13	2	3	37
LIN Y		0.1	1	3	2	2	1	0	0	0	0	0	0	0	0	0	0	2	4	0	0	18
CHEN K		1.2	2	2	0	2	2	1	0	0	0	0	0	0	0	0	0	9	11	1	2	39

JAPAN	W/S/L	IP	H	R	ER	BB	SO	WP	HB	BK	IBB	SH	SF	CI	2B	3B	HR	AB	BF	FO	GO	NP
SUGANO	W,1-0	5.0	4	0	0	1	4	0	0	0	0	0	0	0	0	0	0	17	18	1	8	58
NOMURA		1.0	1	0	0	0	3	0	0	0	0	0	0	0	1	0	0	4	4	0	0	14
OHISHI		1.0	0	0	0	1	3	0	0	0	0	0	0	0	0	0	0	3	4	0	0	15

Umpires – HP: G.Street(USA) 1B: Li Weigeng(CHN) 2B: Yoon M-H(KOR) 3B:
Yamaguchi(JPN) Start: 18:05 Time: 2:20 Attendance: 5000 Weather: Fine
Game notes: TC:Yamanaka(JPN) SCORER:S.Seki(JPN) T.Kudoh(JPN) Game: 16

Game Summary 17



CHINA - CANADA



Score by Innings R H E

CANADA	122	206	4	17	11	1
CHINA	002	001	0	3	4	1

CANADA 17 (3-2)

Player	AB	R	H	BI	2B	3B	HR	BB	SB	CS	HP	SH	SF	SO	IBB	KL	GDP	PO	A	E
MARSHALL 2b	3	2	2	1	0	0	1	2	0	0	0	0	0	0	0	0	0	3	4	0
CARRUTHERS cf	5	1	1	2	1	0	0	0	0	1	0	0	0	1	0	0	0	0	1	0
ELLIS 3b	2	3	2	0	1	0	0	3	0	0	0	0	0	0	0	0	0	1	1	0
FLEMMING rf	4	2	1	2	0	0	1	1	0	0	0	0	0	1	0	0	0	1	0	0
WELCH c	5	1	1	1	1	0	0	0	0	0	0	0	0	1	0	0	0	5	0	0
LENDVOY dh	4	2	1	4	0	0	1	1	0	0	0	0	0	0	0	0	0	0	0	0
DUNSMORE lf	2	2	0	1	0	0	0	2	1	0	1	0	0	0	0	0	0	2	0	0
REGAN 1b	4	2	3	4	2	0	1	0	0	0	0	0	0	0	0	0	0	8	0	0
BELL ss	2	2	0	0	0	0	0	1	1	0	1	0	0	0	0	0	0	1	4	1
BROWN p	0	0	0	0	0	0	0	0	0	0	0	0	0	0	0	0	0	0	2	0
KOTCHIE p	0	0	0	0	0	0	0	0	0	0	0	0	0	0	0	0	0	0	0	0
Totals	31	17	11	15	5	0	4	10	2	1	2	0	0	3	0	0	0	21	12	1

CHINA 3 (0-5)

Player	AB	R	H	BI	2B	3B	HR	BB	SB	CS	HP	SH	SF	SO	IBB	KL	GDP	PO	A	E
LI 2b	3	1	0	1	0	0	0	0	1	0	0	0	0	0	0	0	0	1	2	0
JIANG lf	1	0	1	1	1	0	0	1	0	0	0	0	0	0	0	0	0	0	0	0
DONG S lf	0	0	0	0	0	0	0	0	0	0	0	1	0	0	0	0	0	1	0	0
ZHANG Q 3b	3	0	1	1	0	0	0	0	0	0	0	0	0	1	0	0	1	1	1	0
DONG C 1b	3	0	0	0	0	0	0	0	0	0	0	0	0	1	0	0	0	7	0	0
XIA Z rf	3	0	0	0	0	0	0	0	0	0	0	0	0	2	0	0	0	2	0	0
ZHANG X ss	3	0	1	0	0	0	0	0	0	0	0	0	0	0	0	0	0	4	5	0
LU c	2	1	1	0	0	0	0	1	0	0	0	0	0	0	0	0	0	3	1	0
ZHANG Ji dh	1	1	0	0	0	0	0	0	0	0	0	1	0	0	0	0	0	0	0	0
CHENG ph	1	0	0	0	0	0	0	0	0	0	0	0	0	0	0	0	1	0	0	0
CHEN cf	1	0	0	0	0	0	0	0	0	0	0	1	0	1	0	0	0	2	0	0
XIA K p	0	0	0	0	0	0	0	0	0	0	0	0	0	0	0	0	0	0	0	0
YAO p	0	0	0	0	0	0	0	0	0	0	0	0	0	0	0	0	0	0	0	1
HU p	0	0	0	0	0	0	0	0	0	0	0	0	0	0	0	0	0	0	0	0
Totals	21	3	4	3	1	0	0	2	1	0	0	3	0	5	0	0	2	21	9	1

CANADA	W/S/L	IP	H	R	ER	BB	SO	WP	HB	BK	IBB	SH	SF	CI	2B	3B	HR	AB	BF	FO	GO	NP
BROWN	W,1-1	6.0	3	3	2	1	4	0	0	0	0	3	0	0	1	0	0	18	22	5	7	79
KOTCHIE		1.0	1	0	0	1	1	0	0	0	0	0	0	0	0	0	0	3	4	0	1	20

CHINA	W/S/L	IP	H	R	ER	BB	SO	WP	HB	BK	IBB	SH	SF	CI	2B	3B	HR	AB	BF	FO	GO	NP
XIA K	L,0-2	5.0	7	7	7	4	1	0	1	1	0	0	0	0	3	0	3	21	26	6	7	102
YAO		0.2	0	6	6	5	1	0	1	0	0	0	0	0	0	0	0	2	8	0	1	33
HU		1.1	4	4	4	1	1	0	0	1	0	0	0	0	2	0	1	8	9	3	0	33

Umpires - HP: Suzuki(JPN) 1B: Kikuchi(JPN) 2B: Numa(JPN) 3B: Ishizaki(JPN)

Start: 13:59 Time: 2:26 Attendance: 110 Weather: Fine Game notes:

TC:Nakamoto(JPN) SCORER:Numata(JPN) Otsuka(JPN) Game: 17

Teams' stats



CANADA

CAN

Player	AVG	GP-GS	AB	R	H	2B	3B	HR	RBI	TB	SLG%	BB	HBP	SO	GDP	OB%	SF	SH	SB-ATT
MARSHALL Chad, CAN	0.429	5-5	21	5	9	0	0	1	4	12	0.571	2	0	1	0	0.478	0	0	1-1
WALLANCE Greg, CAN	0.357	4-4	14	1	5	0	2	0	8	9	0.643	2	1	2	0	0.471	0	1	1-1
REGAN Garrett, CAN	0.357	4-4	14	5	5	4	0	1	5	12	0.857	2	0	2	1	0.438	0	0	0-0
WELCH Dan, CAN	0.313	4-4	16	2	5	2	0	1	3	10	0.625	0	0	4	0	0.313	0	0	0-0
CARRUTHERS Blake, CAN	0.313	4-4	16	3	5	2	1	0	2	9	0.563	1	1	4	0	0.389	0	0	0-1
BELL Carter, CAN	0.267	5-5	15	6	4	0	0	0	2	4	0.267	2	1	4	0	0.389	0	0	1-1
FLEMMING Ryan, CAN	0.222	5-5	18	4	4	0	0	2	5	10	0.556	3	0	6	0	0.333	0	0	0-0
ELLIS Mark, CAN	0.308	5-5	13	6	4	1	0	0	1	5	0.385	6	2	2	0	0.571	0	0	0-0
LENDVOY Nic, CAN	0.273	4-3	11	4	3	0	1	1	6	8	0.727	2	1	1	0	0.429	0	0	0-0
DENSEM Greg, CAN	0.250	3-2	8	3	2	0	1	0	1	4	0.500	1	0	1	0	0.333	0	0	0-0
DUNSMORE Aaron, CAN	0.100	5-4	10	4	1	0	0	0	2	1	0.100	5	1	1	0	0.412	1	0	2-3

Player	ERA	W-L	APP	GS	CG	SHO/CBO	SV	IP	H	R	ER	BB	SO	2B	3B	HR	AB	B/Avg	WP	HBP	BK
MCDONALD Sheldon, CAN	1.12	1-0	1	1	0	0/0	0	8.0	3	1	1	1	4	1	0	0	26	0.115	0	0	0
KAYE Brandon, CAN	3.00	1-0	2	1	0	0/1	0	6.0	4	2	2	2	6	0	0	0	18	0.222	0	2	0
BROWN Eric, CAN	3.38	1-1	2	2	0	0/0	0	8.0	5	4	3	3	5	2	0	0	25	0.200	1	0	0
REYNOLDS Adam, CAN	3.38	0-0	2	1	0	0/0	1	5.1	3	5	2	7	6	1	0	1	16	0.188	0	2	0
CASTILLO Luis, CAN	4.50	0-0	1	0	0	0/0	0	4.0	3	4	2	2	2	2	0	0	16	0.188	0	0	0
KOTCHIE Kyle, CAN	0.00	0-0	1	0	0	0/0	0	1.0	1	0	0	1	1	0	0	0	3	0.333	0	0	0
HETHERINGTON Shawn, CAN	4.50	0-0	2	0	0	0/0	0	2.0	2	1	1	1	4	0	0	0	8	0.250	0	1	0
WALKLING David, CAN	5.40	0-1	1	0	0	0/0	0	1.2	2	1	1	1	1	1	0	0	5	0.400	0	0	0
KING Taylor, CAN	6.00	0-0	2	0	0	0/1	0	3.0	5	2	2	0	5	0	0	1	14	0.357	0	0	0

Player	C	PO	A	E	FLD%	DPs	SBA	CSB	SBA%	PB	CI
REGAN Garrett, CAN	34	34	0	0	1.000	3	0	0	---	0	0
DENSEM Greg, CAN	24	21	3	0	1.000	0	3	2	0.600	1	0
ELLIS Mark, CAN	17	5	12	0	1.000	1	0	0	---	0	0
WELCH Dan, CAN	15	13	2	0	1.000	0	1	0	1.000	1	0
CARRUTHERS Blake, CAN	9	7	2	0	1.000	1	0	0	---	0	0
FLEMMING Ryan, CAN	8	8	0	0	1.000	1	0	0	---	0	0
WALLANCE Greg, CAN	5	5	0	0	1.000	0	0	0	---	0	0
KAYE Brandon, CAN	3	1	2	0	1.000	0	3	0	1.000	0	0
BROWN Eric, CAN	2	0	2	0	1.000	0	1	0	1.000	0	0
REYNOLDS Adam, CAN	1	0	1	0	1.000	0	0	2	0.000	0	0
LENDVOY Nic, CAN	1	1	0	0	1.000	0	0	0	---	0	0
MARSHALL Chad, CAN	27	10	15	2	0.926	4	0	0	---	0	0
BELL Carter, CAN	20	6	12	2	0.900	3	0	0	---	0	0
DUNSMORE Aaron, CAN	6	5	0	1	0.833	0	0	0	---	0	0
CASTILLO Luis, CAN	2	1	0	1	0.500	0	0	0	---	0	0
WALKLING David, CAN	0	0	0	0	0.000	0	0	0	---	0	0
MCDONALD Sheldon, CAN	0	0	0	0	0.000	0	0	0	---	0	0
KOTCHIE Kyle, CAN	0	0	0	0	0.000	0	0	0	---	0	0
KING Taylor, CAN	0	0	0	0	0.000	0	0	0	---	0	0

Hitting minimums - 1 Games 2.7 AB/Game 2.7 TPA/Game

Pitching minimums - 1 Games 0.8 IP/Game

Teams' stats



CHINA

CHN

Player	AVG	GP-GS	AB	R	H	2B	3B	HR	RBI	TB	SLG%	BB	HBP	SO	GDP	OB%	SF	SH	SB-ATT
ZHANG Qianbin, CHN	0.214	5-5	14	0	3	0	0	0	1	3	0.214	0	0	7	1	0.214	0	0	0-0
LI Chao, CHN	0.133	5-5	15	1	2	0	0	0	2	2	0.133	0	0	2	0	0.133	0	0	1-1
XIA Zhengyan, CHN	0.071	5-5	14	1	1	0	0	0	1	1	0.071	0	0	7	0	0.071	0	0	0-0
LU Yang, CHN	0.250	4-3	8	1	2	0	0	0	1	2	0.250	1	0	2	0	0.300	1	0	0-0
HAO Guochen, CHN	0.250	3-3	8	0	2	0	0	0	0	2	0.250	0	0	3	0	0.250	0	0	0-0
ZHANG Xiaochen, CHN	0.231	5-5	13	1	3	0	0	0	0	3	0.231	0	0	3	0	0.231	0	0	1-1
CHEN Xiang, CHN	0.200	5-5	10	1	2	1	0	0	0	3	0.300	0	0	4	0	0.200	0	1	1-1
JIANG Longting, CHN	0.091	5-5	11	0	1	1	0	0	2	2	0.182	1	0	6	0	0.154	1	0	0-0
DONG Chunhua, CHN	0.077	5-5	13	1	1	0	0	0	0	1	0.077	1	0	4	0	0.143	0	0	0-0
CHENG Yu, CHN	0.000	4-3	6	0	0	0	0	0	0	0	0.000	0	0	4	1	0.000	0	0	0-0
ZHANG Ji, CHN	0.000	1-1	1	1	0	0	0	0	0	0	0.000	0	0	0	0	0.000	0	1	0-0
DONG Shi, CHN	0.000	1-0	0	0	0	0	0	0	0	0	0.000	0	0	0	0	0.000	0	1	0-0

Player	ERA	W-L	APP	GS	CG	SHO/CBO	SV	IP	H	R	ER	BB	SO	2B	3B	HR	AB	B/Avg	WP	HBP	BK
XIA Kangnan, CHN	15.83	0-2	3	2	0	0/0	0	9.2	21	19	17	6	3	6	3	4	48	0.438	1	1	1
HU Kaiyan, CHN	17.55	0-0	3	0	0	0/0	0	6.2	14	13	13	7	2	3	0	3	33	0.424	1	0	1
YAO Wang, CHN	18.00	0-1	4	1	0	0/0	0	5.0	5	10	10	9	3	2	0	0	19	0.263	2	1	0
ZHANG Jun, CHN	18.00	0-1	1	1	0	0/0	0	4.0	8	11	8	5	0	0	0	2	21	0.381	0	0	1

YANG Zhen, CHN	0.00	0-0	1	0	0	0/0	0	2.0	0	0	0	1	1	0	0	0	6	0.000	0	0	0
DONG Shi, CHN	44.18	0-1	3	1	0	0/0	0	3.2	19	18	18	4	2	5	2	1	28	0.679	1	2	0

Player	C	PO	A	E	FLD%	DPs	SBA	CSB	SBA%	PB	CI
ZHANG Qianbin, CHN	14	8	6	0	1.000	0	0	0	---	0	0
CHEN Xiang, CHN	12	12	0	0	1.000	0	0	0	---	0	0
XIA Zhengyan, CHN	12	12	0	0	1.000	0	0	0	---	0	0
LI Chao, CHN	8	3	5	0	1.000	0	0	0	---	0	0
JIANG Longting, CHN	8	8	0	0	1.000	0	0	0	---	0	0
LU Yang, CHN	5	4	1	0	1.000	0	6	1	0.857	0	0
DONG Shi, CHN	1	1	0	0	1.000	0	0	0	---	0	0
DONG Chunhua, CHN	30	27	2	1	0.967	0	0	0	---	0	0
ZHANG Xiaochen, CHN	27	10	14	3	0.889	0	0	0	---	0	0
HAO Guochen, CHN	14	8	4	2	0.857	0	4	3	0.571	0	0
XIA Kangnan, CHN	3	0	2	1	0.667	0	2	3	0.400	0	0
YAO Wang, CHN	1	0	0	1	0.000	0	3	0	1.000	0	0
HU Kaiyan, CHN	0	0	0	0	0.000	0	1	1	0.500	0	0
YANG Zhen, CHN	0	0	0	0	0.000	0	0	0	---	0	0
CHENG Yu, CHN	0	0	0	0	0.000	0	0	0	---	0	0
ZHANG Ji, CHN	0	0	0	0	0.000	0	0	0	---	0	0
ZHANG Jun, CHN	0	0	0	0	0.000	0	4	0	1.000	0	0

Hitting minimums - 1 Games 2.7 AB/Game 2.7 TPA/Game

Pitching minimums - 1 Games 0.8 IP/Game

Teams' stats



KOREA

KOR

Player	AVG	GP-GS	AB	R	H	2B	3B	HR	RBI	TB	SLG%	BB	HBP	SO	GDP	OB%	SF	SH	SB-ATT
KIM Yong Ho, KOR	0.500	4-4	14	4	7	1	0	0	1	8	0.571	1	2	3	0	0.588	0	0	1-1
KO Jong Wook, KOR	0.357	4-4	14	4	5	1	1	0	0	8	0.571	3	0	2	0	0.471	0	0	0-2
SEO Sang Woo, KOR	0.286	4-4	14	2	4	1	0	0	2	5	0.357	2	0	1	1	0.375	0	1	0-0
LEE Tae Gyun, KOR	0.273	4-4	11	2	3	0	1	0	4	5	0.455	3	0	6	0	0.400	1	1	0-0
JUNG Youn Tae, KOR	0.250	4-4	12	1	3	0	0	0	0	3	0.250	1	0	4	0	0.308	0	1	0-0
YOON Yeo Woon, KOR	0.231	4-2	13	2	3	0	0	0	2	3	0.231	0	0	5	0	0.231	0	0	0-0
PARK Jeong Geum, KOR	0.167	4-4	12	1	2	1	0	0	2	3	0.250	1	0	8	0	0.231	0	2	1-1
SHIN Bon Ki, KOR	0.300	4-4	10	2	3	1	0	0	5	4	0.400	3	2	1	0	0.533	0	1	0-0
KU Bon Wook, KOR	0.286	3-3	7	2	2	0	0	0	3	2	0.286	2	1	2	0	0.500	0	0	0-2
KO Young Woo, KOR	0.000	2-0	3	0	0	0	0	0	0	0	0.000	0	0	2	0	0.000	0	0	0-0
NO Jin Hyuk, KOR	0.000	1-1	2	0	0	0	0	0	0	0	0.000	0	0	1	0	0.000	0	0	0-0
CHO Youn Joon, KOR	0.000	3-2	2	0	0	0	0	0	0	0	0.000	0	1	1	0	0.333	0	0	0-0
LEE Jing Wook, KOR	0.000	1-0	1	0	0	0	0	0	0	0	0.000	0	0	0	0	0.000	0	0	0-0
PARK Tae Kyun, KOR	0.000	1-0	0	0	0	0	0	0	0	0	0.000	1	0	0	0	1.000	0	0	0-0

Player	ERA	W-L	APP	GS	CG	SHO/CBO	SV	IP	H	R	ER	BB	SO	2B	3B	HR	AB	B/Avg	WP	HBP	BK
YOON myung June, KOR	1.69	0-1	1	1	0	0/0	0	5.1	4	1	1	3	2	1	0	0	18	0.222	0	0	0
LIM Chi Young, KOR	3.86	1-0	3	1	0	0/0	0	11.2	8	5	5	2	10	1	0	1	39	0.205	0	0	1
NA Sung Bum, KOR	9.00	0-0	2	1	0	0/0	0	4.0	6	4	4	3	7	0	0	2	17	0.353	0	2	0
LEE Hee Sung, KOR	0.00	0-0	2	0	0	0/0	0	2.0	2	0	0	1	2	0	0	0	8	0.250	0	0	0
SHIN Jae Yung, KOR	15.00	1-0	2	0	0	0/0	0	3.0	4	5	5	1	1	2	0	1	13	0.308	0	1	0
NO Sung Ho, KOR	22.50	0-1	1	1	0	0/0	0	2.0	5	5	5	2	0	1	1	0	9	0.556	1	0	0
LEE Kyung Woo, KOR	27.00	0-0	2	0	0	0/0	0	3.0	7	10	9	3	2	0	0	2	16	0.438	0	0	0

Player	C	PO	A	E	FLD%	DPs	SBA	CSB	SBA%	PB	CI
KIM Yong Ho, KOR	34	32	2	0	1.000	3	0	0	---	0	0
YOON Yeo Woon, KOR	23	23	0	0	1.000	0	2	0	1.000	1	0
JUNG Youn Tae, KOR	15	3	12	0	1.000	3	0	0	---	0	0
LEE Tae Gyun, KOR	8	7	1	0	1.000	0	0	0	---	0	0
KU Bon Wook, KOR	7	3	4	0	1.000	0	0	0	---	0	0
PARK Jeong Geum, KOR	7	7	0	0	1.000	0	0	0	---	0	0
KO Jong Wook, KOR	5	5	0	0	1.000	0	0	0	---	0	0
LIM Chi Young, KOR	2	0	2	0	1.000	0	0	1	0.000	0	0
CHO Youn Joon, KOR	2	2	0	0	1.000	0	0	0	---	0	0
NO Jin Hyuk, KOR	1	0	1	0	1.000	0	0	0	---	0	0
NA Sung Bum, KOR	1	0	1	0	1.000	0	0	0	---	0	0
NO Sung Ho, KOR	1	0	1	0	1.000	0	0	0	---	0	0
LEE Jing Wook, KOR	1	1	0	0	1.000	0	0	0	---	0	0
YOON myung June, KOR	1	1	0	0	1.000	0	1	0	1.000	0	0
SHIN Bon Ki, KOR	16	8	6	2	0.875	3	0	0	---	0	0
KO Young Woo, KOR	3	1	1	1	0.667	0	0	0	---	0	0
PARK Tae Kyun, KOR	0	0	0	0	0.000	0	0	0	---	0	0
SEO Sang Woo, KOR	0	0	0	0	0.000	0	0	0	---	0	0
LEE Hee Sung, KOR	0	0	0	0	0.000	0	0	0	---	0	0
SHIN Jae Yung, KOR	0	0	0	0	0.000	0	0	0	---	0	0
LEE Kyung Woo, KOR	0	0	0	0	0.000	0	1	0	1.000	0	0

Hitting minimums - 1 Games 2.7 AB/Game 2.7 TPA/Game

Pitching minimums - 1 Games 0.8 IP/Game

Teams' stats



CUBA

CUB

Player	AVG	GP-GS	AB	R	H	2B	3B	HR	RBI	TB	SLG%	BB	HBP	SO	GDP	OB%	SF	SH	SB-ATT
CESPEDES M Yoennis, CUB	0.733	4-4	15	11	11	2	0	4	14	25	1.667	0	1	1	0	0.667	2	0	0-0
BORROTO J Yorbis, CUB	0.500	4-4	14	4	7	1	0	1	5	11	0.786	0	0	2	0	0.500	0	0	0-1
DESPAIGNE R Alfredo, CUB	0.500	4-4	14	8	7	2	0	1	5	12	0.857	3	1	1	0	0.611	0	0	0-0
OLIVERA A Hector, CUB	0.500	4-4	14	7	7	2	0	1	8	12	0.857	2	1	1	0	0.556	1	0	0-0
DIAZ S Aledmis, CUB	0.462	4-4	13	2	6	0	0	1	7	9	0.692	0	0	0	0	0.400	2	0	0-0
MARTIN T Leonis, CUB	0.462	4-4	13	11	6	1	0	0	2	7	0.538	5	2	2	1	0.650	0	0	3-3
MOREJON Frank C, CUB	0.364	4-4	11	3	4	1	1	0	5	7	0.636	1	1	2	0	0.462	0	0	1-1
CERCE M Yoilan, CUB	0.357	4-4	14	5	5	1	1	0	2	8	0.571	2	1	1	0	0.471	0	1	0-0
URRUTIA R Henry, CUB	1.000	2-0	2	1	2	0	0	0	1	2	1.000	1	0	0	0	1.000	0	0	0-0
ABREU C Jose D, CUB	0.700	4-4	10	6	7	1	0	2	7	14	1.400	2	1	1	0	0.769	0	0	0-0
LUNAR A Ramon, CUB	0.667	2-0	3	1	2	1	0	0	1	3	1.000	0	0	0	0	0.667	0	0	0-0
ALBERRO S Yaismel, CUB	0.000	1-0	2	0	0	0	0	0	0	0	0.000	0	0	0	0	0.000	0	0	0-0
ALARCON T Yosvani, CUB	0.000	1-0	0	0	0	0	0	0	1	0	0.000	0	0	0	0	0.000	1	0	0-0

Player	ERA	W-L	APP	GS	CG	SHO/CBO	SV	IP	H	R	ER	BB	SO	2B	3B	HR	AB	B/Avg	WP	HBP	BK
HINOJOSA H Dalier, CUB	0.00	1-0	2	1	1	1/0	0	7.0	0	0	0	2	16	0	0	0	21	0.000	0	0	0
PEDROSO G Yadier, CUB	0.00	1-0	1	1	1	1/0	0	5.0	2	0	0	0	7	0	0	0	17	0.118	0	0	0
SANCHEZ C Arleys, CUB	0.00	1-0	1	0	0	0/0	0	4.1	2	0	0	1	4	2	0	0	15	0.133	0	0	0
GONZALEZ P Miguel A, CUB	0.00	0-0	1	0	0	0/0	0	3.0	4	3	0	1	4	1	0	0	14	0.286	0	0	0
DESPAIGNE O O, CUB	0.00	0-0	1	1	0	0/1	0	2.0	2	0	0	0	3	0	0	0	8	0.250	0	0	0
GARCIA E Vladimir, CUB	0.00	0-0	1	0	0	0/1	0	1.0	1	0	0	0	1	0	0	0	4	0.250	0	0	0
RIVERO L Armando, CUB	0.00	1-0	1	0	0	0/1	0	1.0	0	0	0	0	2	0	0	0	3	0.000	0	0	0
RODRIGUEZ M A, CUB	0.00	0-0	1	0	0	0/1	0	1.0	0	0	0	0	1	0	0	0	3	0.000	0	0	0
JIMENEZ S Ismel, CUB	21.60	0-0	1	1	0	0/0	0	1.2	6	4	4	0	2	0	0	1	9	0.667	0	0	0

Player	C	PO	A	E	FLD%	DPs	SBA	CSB	SBA%	PB	CI
MOREJON Frank C, CUB	27	26	1	0	1.000	0	1	0	1.000	0	0
ABREU C Jose D, CUB	22	22	0	0	1.000	0	0	0	----	0	0
ALBERRO S Yaismel, CUB	11	11	0	0	1.000	0	0	0	----	0	0
CERCE M Yoilan, CUB	7	0	7	0	1.000	0	0	0	----	0	0
DESPAIGNE R Alfredo, CUB	5	5	0	0	1.000	0	0	0	----	0	0
URRUTIA R Henry, CUB	4	4	0	0	1.000	0	0	0	----	0	0
BORROTO J Yorbis, CUB	4	1	3	0	1.000	0	0	0	----	0	0
ALARCON T Yosvani, CUB	3	3	0	0	1.000	0	0	0	----	0	0
MARTIN T Leonis, CUB	3	3	0	0	1.000	0	0	0	----	0	0
LUNAR A Ramon, CUB	2	1	1	0	1.000	0	0	0	----	0	0
DESPAIGNE O O, CUB	2	0	2	0	1.000	0	0	0	----	0	0
SANCHEZ C Arleys, CUB	2	0	2	0	1.000	0	0	0	----	0	0
CESPEDES M Yoennis, CUB	1	1	0	0	1.000	0	0	0	----	0	0
JIMENEZ S Ismel, CUB	1	0	1	0	1.000	0	0	0	----	0	0
GONZALEZ P Miguel A, CUB	1	0	1	0	1.000	0	1	0	1.000	0	0
PEDROSO G Yadier, CUB	1	0	1	0	1.000	0	0	0	----	0	0
RODRIGUEZ M A, CUB	1	0	1	0	1.000	0	0	0	----	0	0
HINOJOSA H Dalier, CUB	1	0	1	0	1.000	0	0	0	----	0	0
RIVERO L Armando, CUB	1	0	1	0	1.000	0	0	0	----	0	0
DIAZ S Aledmis, CUB	6	1	4	1	0.833	0	0	0	----	0	0
GARCIA E Vladimir, CUB	0	0	0	0	0.000	0	0	0	----	0	0
OLIVERA A Hector, CUB	0	0	0	0	0.000	0	0	0	----	0	0

Hitting minimums - 1 Games 2.7 AB/Game 2.7 TPA/Game

Pitching minimums - 1 Games 0.8 IP/Game



5th World University Baseball Championship

supported by Panasonic

Japan
July 30-August 7, 2010

Teams' stats



UNITED STATES OF AMERICA

USA

Player	AVG	GP-GS	AB	R	H	2B	3B	HR	RBI	TB	SLG%	BB	HBP	SO	GDP	OB%	SF	SH	SB-ATT
WRIGHT Ryan, USA	0.529	4-4	17	7	9	2	0	1	6	14	0.824	0	0	1	0	0.529	0	0	2-2
MAHTOOK Mikie, USA	0.500	4-4	12	7	6	1	1	1	6	12	1.000	2	0	0	0	0.571	0	0	3-3
ESPOSITO Jason, USA	0.500	4-4	12	3	6	2	0	1	5	11	0.917	0	4	2	0	0.625	0	0	1-1
RAMIREZ Nick, USA	0.400	4-4	15	4	6	0	0	1	6	9	0.600	3	1	2	0	0.526	0	0	0-0
MAGGI Drew, USA	0.385	4-4	13	4	5	2	0	0	4	7	0.538	2	0	2	0	0.467	0	1	3-3
SPRINGER George, USA	0.278	4-4	18	6	5	3	0	1	2	11	0.611	1	0	1	0	0.316	0	0	1-1
BRADLEY Jackie Jr, USA	0.231	4-4	13	3	3	0	0	1	4	6	0.462	4	0	3	0	0.389	1	0	0-0
FONTANA Nolan, USA	0.231	4-3	13	2	3	1	0	0	1	4	0.308	0	0	2	0	0.231	0	0	1-1
MILLER Brad, USA	0.500	3-1	6	3	3	1	0	0	3	4	0.667	2	0	1	0	0.625	0	0	0-0
DICKERSON Alex, USA	0.250	3-0	4	0	1	0	0	0	0	1	0.250	0	0	1	0	0.250	0	0	0-0
O'BRIEN Peter, USA	0.222	3-3	9	3	2	1	0	0	1	3	0.333	1	0	2	0	0.273	1	0	0-0
RODRIGUEZ Steve, USA	0.000	1-1	3	0	0	0	0	0	0	0	0.000	1	0	0	0	0.250	0	0	0-0
JOHNSON Brian, USA	0.000	1-0	1	0	0	0	0	0	0	0	0.000	0	0	0	0	0.000	0	0	0-0

Player	ERA	W-L	APP	GS	CG	SHO/CBO	SV	IP	H	R	ER	BB	SO	2B	3B	HR	AB	B/Avg	WP	HBP	BK
BARNES Matt, USA	0.00	1-0	1	1	0	0/0	0	7.0	3	0	0	1	8	0	0	0	23	0.130	0	1	0
GRAY Sonny, USA	0.00	1-0	1	1	1	1/0	0	5.0	1	0	0	0	14	0	0	0	17	0.059	0	0	0
ANDERSON Tyler, USA	0.00	1-0	1	1	0	0/1	0	5.0	2	0	0	0	6	0	0	0	16	0.125	0	0	0
COLE Gerrit, USA	1.50	0-0	1	1	0	0/0	0	6.0	6	2	1	0	8	3	0	0	22	0.273	0	1	0
JOHNSON Brian, USA	0.00	1-0	1	0	0	0/0	0	3.0	4	1	0	0	5	0	0	0	12	0.333	0	0	0
WINKLER Kyle, USA	0.00	0-0	1	0	0	0/1	0	2.0	1	0	0	0	4	0	0	0	7	0.143	0	0	0
RAMIREZ Nick, USA	0.00	0-0	1	0	0	0/0	0	1.1	0	0	0	0	2	0	0	0	4	0.000	0	0	0
MCGOUGH Scott, USA	9.00	0-0	1	0	0	0/0	0	1.0	2	2	1	1	0	1	0	0	5	0.400	0	0	0
GILMARTIN Sean, USA	13.50	0-0	1	0	0	0/0	0	0.2	2	1	1	2	0	1	0	0	4	0.500	0	0	0
RAMIREZ Noe, USA	18.00	0-0	1	0	0	0/0	0	1.0	4	2	2	0	0	1	0	0	5	0.800	0	0	0

Player	C	PO	A	E	FLD%	DPs	SBA	CSB	SBA%	PB	CI
O'BRIEN Peter, USA	38	38	0	0	1.000	0	3	0	1.000	2	0
RAMIREZ Nick, USA	23	22	1	0	1.000	1	0	0	---	0	0
MAGGI Drew, USA	13	3	10	0	1.000	1	0	0	---	0	0
ESPOSITO Jason, USA	10	1	9	0	1.000	0	0	0	---	0	0
RODRIGUEZ Steve, USA	10	10	0	0	1.000	0	0	0	---	0	0
FONTANA Nolan, USA	7	2	5	0	1.000	1	0	0	---	0	0
BRADLEY Jackie Jr, USA	5	5	0	0	1.000	0	0	0	---	0	0
SPRINGER George, USA	4	2	2	0	1.000	0	0	0	---	0	0
MAHTOOK Mikie, USA	2	2	0	0	1.000	0	0	0	---	0	0
MILLER Brad, USA	2	1	1	0	1.000	0	0	0	---	0	0
RAMIREZ Noe, USA	2	1	1	0	1.000	0	1	0	1.000	0	0
ANDERSON Tyler, USA	1	0	1	0	1.000	0	0	0	---	0	0
BARNES Matt, USA	1	0	1	0	1.000	0	0	0	---	0	0
COLE Gerrit, USA	1	0	1	0	1.000	0	0	0	---	0	0
JOHNSON Brian, USA	1	0	1	0	1.000	0	0	0	---	0	0
WRIGHT Ryan, USA	10	9	0	1	0.900	0	0	0	---	0	0
MCGOUGH Scott, USA	1	0	0	1	0.000	0	0	0	---	0	0
WINKLER Kyle, USA	0	0	0	0	0.000	0	1	0	1.000	0	0
DICKERSON Alex, USA	0	0	0	0	0.000	0	0	0	---	0	0
GILMARTIN Sean, USA	0	0	0	0	0.000	0	0	0	---	0	0
GRAY Sonny, USA	0	0	0	0	0.000	0	1	0	1.000	0	0

Hitting minimums - 1 Games 2.7 AB/Game 2.7 TPA/Game

Pitching minimums - 1 Games 0.8 IP/Game

Teams' stats



SRI LANKA

SRI

Player	AVG	GP-GS	AB	R	H	2B	3B	HR	RBI	TB	SLG%	BB	HBP	SO	GDP	OB%	SF	SH	SB-ATT
THEEKSHANA UG, SRI	0.250	3-3	4	0	1	0	0	0	0	1	0.250	0	0	1	0	0.250	0	1	0-0
WITHANAGE DTD, SRI	0.222	4-4	9	0	2	0	0	0	0	2	0.222	0	0	4	0	0.222	0	0	0-0
BHANUKA RSSA, SRI	0.125	4-4	8	0	1	0	0	0	0	1	0.125	0	0	4	0	0.125	0	0	0-0
NIROSHAN SGPGP, SRI	0.000	4-4	9	0	0	0	0	0	0	0	0.000	0	0	7	0	0.000	0	0	0-0
LASANTHA SMUMUM, SRI	0.000	4-4	8	0	0	0	0	0	0	0	0.000	1	0	7	0	0.111	0	0	3-3
NERANJAN BIIimiyaM, SRI	0.000	4-4	6	0	0	0	0	0	0	0	0.000	0	0	3	0	0.000	0	0	0-0
ASANKA S Henegedara, SRI	0.000	3-3	6	0	0	0	0	0	0	0	0.000	0	0	2	0	0.000	0	0	0-0
SAHAN LKGG, SRI	0.000	4-4	5	0	0	0	0	0	0	0	0.000	0	0	2	0	0.000	0	0	0-0
GAYAN MKPG, SRI	0.000	2-2	4	0	0	0	0	0	0	0	0.000	0	0	4	0	0.000	0	0	0-0
JEEWAKA C P N H, SRI	0.000	3-2	3	0	0	0	0	0	0	0	0.000	1	0	3	0	0.250	0	0	0-0
HITHTHATIYA LDRD, SRI	0.000	3-1	2	0	0	0	0	0	0	0	0.000	0	0	2	0	0.000	0	0	0-0
SAMARASINGHEGE RBS, SRI	0.000	2-0	2	0	0	0	0	0	0	0	0.000	0	0	2	0	0.000	0	0	0-0
GAYAN S T A, SRI	0.000	1-0	1	0	0	0	0	0	0	0	0.000	0	0	1	0	0.000	0	0	0-0
PRASAD ALTA, SRI	0.000	1-0	1	0	0	0	0	0	0	0	0.000	0	0	1	0	0.000	0	0	0-0
DON ID Nanayakkara, SRI	0.000	2-0	1	0	0	0	0	0	0	0	0.000	0	0	1	0	0.000	0	0	0-0
INDIKA W, SRI	0.000	1-1	0	0	0	0	0	0	0	0	0.000	1	0	0	0	1.000	0	0	0-0

Player	ERA	W-L	APP	GS	CG	SHO/CBO	SV	IP	H	R	ER	BB	SO	2B	3B	HR	AB	B/Avg	WP	HBP	BK
SAHAN LKGG, SRI	9.00	0-1	2	1	0	0/0	0	4.0	12	13	4	4	0	3	0	1	27	0.444	0	0	0
PRASAD ALTA, SRI	12.46	0-0	3	0	0	0/0	0	4.1	8	6	6	1	0	2	1	2	18	0.444	0	1	0
NERANJAN BIIimiyaM, SRI	27.00	0-2	2	2	0	0/0	0	6.2	22	23	20	5	2	7	2	0	41	0.537	0	3	1
RAJITHA PHewa D, SRI	27.00	0-0	3	0	0	0/0	0	2.2	8	9	8	4	0	2	3	0	14	0.571	1	3	0
ASANKA S Henegedara, SRI	49.50	0-1	1	1	0	0/0	0	2.0	11	12	11	1	0	2	1	0	18	0.611	0	1	0

Player	C	PO	A	E	FLD%	DPs	SBA	CSB	SBA%	PB	CI
NIROSHAN SGPGP, SRI	18	16	2	0	1.000	0	0	0	---	0	0
THEEKSHANA UG, SRI	5	3	2	0	1.000	0	0	0	---	0	0
JEEWAKA C P N H, SRI	5	5	0	0	1.000	0	0	0	---	0	0
PRASAD ALTA, SRI	3	0	3	0	1.000	0	0	2	0.000	0	0
HITHTHATIYA LDRD, SRI	2	1	1	0	1.000	0	0	0	---	0	0
BHANUKA RSSA, SRI	2	2	0	0	1.000	0	8	0	1.000	3	0
DON ID Nanayakkara, SRI	1	1	0	0	1.000	0	0	0	---	0	0
LASANTHA SMUMUM, SRI	15	7	7	1	0.933	0	0	0	---	0	0
WITHANAGE DTD, SRI	11	10	0	1	0.909	0	0	0	---	0	0
NERANJAN BIIimiyaM, SRI	6	4	1	1	0.833	0	6	0	1.000	0	0
GAYAN MKPG, SRI	5	4	0	1	0.800	0	0	0	---	0	0
SAHAN LKGG, SRI	6	4	0	2	0.667	0	1	0	1.000	0	0
ASANKA S Henegedara, SRI	5	2	1	2	0.600	0	1	0	1.000	0	0
SAMARASINGHEGE RBS, SRI	0	0	0	0	0.000	0	0	0	---	0	0
GAYAN S T A, SRI	0	0	0	0	0.000	0	0	0	---	0	0
RAJITHA PHewa D, SRI	0	0	0	0	0.000	0	0	0	---	0	0
INDIKA W, SRI	0	0	0	0	0.000	0	0	0	---	0	0

Hitting minimums - 1 Games 2.7 AB/Game 2.7 TPA/Game

Pitching minimums - 1 Games 0.8 IP/Game

Teams' stats



CHINESE TAIPEI

TPE

Player	AVG	GP-GS	AB	R	H	2B	3B	HR	RBI	TB	SLG%	BB	HBP	SO	GDP	OB%	SF	SH	SB-ATT
CHEN Wei Chih, TPE	0.500	4-4	14	2	7	2	0	0	4	9	0.643	0	0	0	0	0.500	0	0	0-0
LAN Yin Lun, TPE	0.462	4-4	13	4	6	2	0	0	3	8	0.615	0	0	2	0	0.462	0	2	0-0
HUANG Chih Pei, TPE	0.353	4-4	17	3	6	2	0	2	6	14	0.824	0	0	7	0	0.353	0	0	0-0
HUANG Yi Kun, TPE	0.273	4-4	11	3	3	0	0	0	0	3	0.273	2	1	3	0	0.429	0	1	0-1
YANG Hsien Hsien, TPE	0.250	4-4	16	4	4	2	0	0	1	6	0.375	0	0	3	0	0.250	0	1	0-0
HUNG Chen Yu, TPE	0.167	3-3	12	0	2	0	0	0	3	2	0.167	0	0	2	0	0.167	0	0	0-0
YANG Kuan Wei, TPE	0.500	3-2	6	3	3	2	0	0	3	5	0.833	2	0	0	0	0.625	0	0	1-1
LIN Chun Liang, TPE	0.500	2-1	4	2	2	0	0	0	1	2	0.500	0	1	1	0	0.600	0	0	0-1
TANG Ting Yu, TPE	0.375	2-2	8	2	3	0	1	0	2	5	0.625	0	0	2	0	0.375	0	0	1-1
LIN Wei Ting, TPE	0.222	3-2	9	0	2	1	0	0	0	3	0.333	0	0	1	0	0.222	0	0	0-0
TENG Chih Wei, TPE	0.222	4-3	9	2	2	1	0	0	0	3	0.333	2	0	3	1	0.364	0	0	0-0
WANG Chun Chieh, TPE	0.125	3-3	8	0	1	0	0	0	0	1	0.125	1	0	1	1	0.222	0	0	0-0
CHOU Sheng Hsun, TPE	0.000	1-0	1	0	0	0	0	0	0	0	0.000	1	0	1	0	0.500	0	0	0-0
HSU Wen Cheng, TPE	0.000	1-0	1	0	0	0	0	0	0	0	0.000	0	0	1	0	0.000	0	0	0-0
LAI Hung Cheng, TPE	0.000	1-0	0	0	0	0	0	0	0	0	0.000	0	0	0	0	0.000	0	0	0-0

Player	ERA	W-L	APP	GS	CG	SHO/CBO	SV	IP	H	R	ER	BB	SO	2B	3B	HR	AB	B/Avg	WP	HBP	BK
CHEN Kuan Yu, TPE	2.70	0-0	2	1	0	0/0	0	6.2	8	4	2	2	4	1	0	0	29	0.276	1	1	1
LAI Hung Cheng, TPE	4.70	0-0	2	0	0	0/0	0	7.2	6	4	4	4	4	1	2	0	28	0.214	0	1	0
LIAO Wen-Yang, TPE	6.75	0-2	2	2	0	0/0	0	5.1	10	7	4	3	1	2	1	1	22	0.455	0	2	0
LIAO Chuang Ju, TPE	0.00	0-0	1	1	0	0/1	0	3.0	1	0	0	1	2	0	0	0	8	0.125	0	0	0
CHIU Hao Chun, TPE	0.00	1-0	1	0	0	0/1	0	2.0	0	0	0	0	3	0	0	0	6	0.000	0	0	0
HSU Wen Cheng, TPE	0.00	0-1	1	0	0	0/0	0	1.0	2	2	0	0	1	0	0	0	5	0.400	0	0	0
LIN Chen Hua, TPE	0.00	0-0	1	0	0	0/0	0	0.2	1	0	0	1	1	0	0	0	3	0.333	0	0	0
TSENG Tsung Hsuan, TPE	13.50	0-0	1	0	0	0/0	0	1.1	4	2	2	0	0	1	0	0	6	0.667	0	0	0
LIN Yu Ching, TPE	15.43	0-0	2	0	0	0/0	0	2.1	5	5	4	3	4	3	0	1	13	0.385	1	1	0

Player	C	PO	A	E	FLD%	DPs	SBA	CSB	SBA%	PB	CI
HUANG Yi Kun, TPE	6	5	1	0	1.000	0	0	0	----	0	0
LAN Yin Lun, TPE	6	6	0	0	1.000	0	0	0	----	0	0
YANG Kuan Wei, TPE	5	5	0	0	1.000	0	0	0	----	0	0
LAI Hung Cheng, TPE	5	2	3	0	1.000	0	2	1	0.667	0	0
LIAO Wen-Yang, TPE	4	0	4	0	1.000	0	2	0	1.000	0	0
TANG Ting Yu, TPE	4	2	2	0	1.000	0	0	0	----	0	0
CHEN Kuan Yu, TPE	4	2	2	0	1.000	0	2	0	1.000	0	0
LIAO Chuang Ju, TPE	3	0	3	0	1.000	0	0	0	----	0	0
CHOU Sheng Hsun, TPE	3	3	0	0	1.000	0	0	0	----	0	0
LIN Chen Hua, TPE	1	1	0	0	1.000	0	0	0	----	0	0
TSENG Tsung Hsuan, TPE	1	0	1	0	1.000	0	0	0	----	0	0
HUANG Chih Pei, TPE	37	31	5	1	0.973	1	0	0	----	0	0
WANG Chun Chieh, TPE	19	17	1	1	0.947	0	6	1	0.857	2	0
YANG Hsien Hsien, TPE	16	3	12	1	0.938	1	0	0	----	0	0
CHEN Wei Chih, TPE	13	4	8	1	0.923	0	0	0	----	0	0
LIN Wei Ting, TPE	12	5	6	1	0.917	1	0	0	----	0	0
HUNG Chen Yu, TPE	6	4	1	1	0.833	0	0	0	----	0	0
HSU Wen Cheng, TPE	0	0	0	0	0.000	0	0	0	----	0	0
LIN Chun Liang, TPE	0	0	0	0	0.000	0	0	0	----	0	0
LIN Yu Ching, TPE	0	0	0	0	0.000	0	0	0	----	0	0
CHIU Hao Chun, TPE	0	0	0	0	0.000	0	0	0	----	0	0
TENG Chih Wei, TPE	0	0	0	0	0.000	0	0	0	----	0	0

Hitting minimums - 1 Games 2.7 AB/Game 2.7 TPA/Game

Pitching minimums - 1 Games 0.8 IP/Game

Teams' stats



JAPAN

JPN

Player	AVG	GP-GS	AB	R	H	2B	3B	HR	RBI	TB	SLG%	BB	HBP	SO	GDP	OB%	SF	SH	SB-ATT
ISHIMINE Shota, JPN	0.563	4-4	16	8	9	1	2	1	8	17	1.063	1	0	2	0	0.588	0	1	2-2
HASEGAWA Yuichi, JPN	0.400	4-4	15	2	6	2	0	0	3	8	0.533	0	0	2	0	0.375	1	0	1-1
WATANABE Kimio, JPN	0.364	4-4	11	5	4	1	0	0	2	5	0.455	3	1	0	0	0.533	0	1	1-1
ITO Hayata, JPN	0.333	4-4	15	5	5	0	0	2	8	11	0.733	2	0	3	0	0.389	1	0	0-0
TAKI Hiroshi, JPN	0.250	4-3	12	2	3	0	0	0	3	3	0.250	1	0	4	0	0.308	0	0	1-2
ABE Toshihiro, JPN	0.167	4-4	12	3	2	0	1	0	1	4	0.333	2	0	5	0	0.286	0	1	0-0

SUZUKI Daichi, JPN	0.500	4-4	10	5	5	1	1	1	4	11	1.100	3	1	0	2	0.600	1	1	0-0
ARAKI Fumiya, JPN	0.500	3-1	4	3	2	1	0	0	0	3	0.750	0	1	1	0	0.600	0	0	0-1
WAKAMATSU Masahiro, JPN	0.500	3-1	4	0	2	1	0	0	0	3	0.750	1	0	1	0	0.600	0	0	0-0
OKAZAKI Keisuke, JPN	0.500	3-0	2	0	1	1	0	0	1	2	1.000	1	0	0	0	0.667	0	0	0-0
MATSUMOTO Koichiro, JPN	0.400	4-2	10	1	4	2	1	0	4	8	0.800	0	0	1	0	0.400	0	0	0-0
FUSHIMI Torai, JPN	0.333	3-1	3	3	1	0	0	0	0	1	0.333	2	0	1	0	0.600	0	0	0-0
KOIKE Shota, JPN	0.222	3-3	9	2	2	0	0	0	0	2	0.222	1	0	2	0	0.300	0	0	0-0
INOUE Seiya, JPN	0.000	2-1	2	0	0	0	0	0	0	0	0.000	1	0	0	0	0.333	0	0	0-0

Player	ERA	W-L	APP	GS	CG	SHO/CBO	SV	IP	H	R	ER	BB	SO	2B	3B	HR	AB	B/Avg	WP	HBP	BK
SAITO Yuki, JPN	0.00	1-0	1	1	0	0/1	0	6.0	5	0	0	1	9	0	0	0	23	0.217	1	0	0
NOMURA Yusuke, JPN	0.00	0-0	2	1	0	0/2	0	4.0	1	0	0	0	9	1	0	0	13	0.077	0	0	0
SUGANO Tomoyuki, JPN	3.38	1-0	2	1	0	0/1	0	8.0	7	3	3	1	9	0	0	2	29	0.241	0	1	0
FUJIOKA Takahiro, JPN	6.75	0-0	1	1	0	0/0	0	4.0	7	4	3	1	3	1	0	2	17	0.412	0	1	0

OHISHI Tatsuya, JPN	0.00	0-0	2	0	0	0/2	0	2.0	0	0	0	1	6	0	0	0	6	0.000	0	0	0
NAKAUSHIRO, JPN	0.00	0-0	2	0	0	0/1	0	2.0	1	0	0	0	3	0	0	0	5	0.200	0	1	0
INUI Masahiro, JPN	6.00	0-0	2	0	0	0/1	0	3.0	5	2	2	0	6	0	0	0	13	0.385	0	1	0
KAGAMI Kisho, JPN	13.50	1-1	2	0	0	0/1	0	2.0	3	3	3	1	4	0	0	0	9	0.333	0	0	0

Player	C	PO	A	E	FLD%	DPs	SBA	CSB	SBA%	PB	CI
KOIKE Shota, JPN	37	34	3	0	1.000	1	1	1	0.500	1	0
TAKI Hiroshi, JPN	21	18	3	0	1.000	0	0	0	----	0	0
FUSHIMI Torai, JPN	16	16	0	0	1.000	0	0	0	----	0	0
ABE Toshihiro, JPN	14	3	11	0	1.000	2	0	0	----	0	0
ARAKI Fumiya, JPN	7	5	2	0	1.000	1	0	0	----	0	0
HASEGAWA Yuichi, JPN	5	3	2	0	1.000	0	0	0	----	0	0
ITO Hayata, JPN	3	2	1	0	1.000	0	0	0	----	0	0
ISHIMINE Shota, JPN	2	2	0	0	1.000	0	0	0	----	0	0
INUI Masahiro, JPN	2	0	2	0	1.000	0	0	0	----	0	0
SAITO Yuki, JPN	1	0	1	0	1.000	0	0	0	----	0	0
SUGANO Tomoyuki, JPN	1	1	0	0	1.000	0	1	0	1.000	0	0
OKAZAKI Keisuke, JPN	1	0	1	0	1.000	0	0	0	----	0	0
FUJIOKA Takahiro, JPN	1	0	1	0	1.000	0	0	1	0.000	0	0
NOMURA Yusuke, JPN	1	1	0	0	1.000	0	0	0	----	0	0
WATANABE Kimio, JPN	13	6	6	1	0.923	0	0	0	----	0	0
SUZUKI Daichi, JPN	8	2	4	2	0.750	0	0	0	----	0	0
WAKAMATSU Masahiro, JPN	0	0	0	0	0.000	0	0	0	----	0	0
NAKAUSHIRO, JPN	0	0	0	0	0.000	0	0	0	----	0	0
MATSUMOTO Koichiro, JPN	0	0	0	0	0.000	0	0	0	----	0	0
INOUE Seiya, JPN	0	0	0	0	0.000	0	0	0	----	0	0
KAGAMI Kisho, JPN	0	0	0	0	0.000	0	0	0	----	0	0
OHISHI Tatsuya, JPN	0	0	0	0	0.000	0	0	0	----	0	0

Hitting minimums - 1 Games 2.7 AB/Game 2.7 TPA/Game

Pitching minimums - 1 Games 0.8 IP/Game

Leaders Summary

TEAM BATTING	G	Avg	AB	R	H	2B	3B	HR	BB	SO	SB-ATT
CUBA	4	0.512	125	59	64	12	2	10	16	11	4-5
JAPAN	4	0.368	125	39	46	10	5	4	18	22	5-7
AMERICA	4	0.36	136	42	49	13	1	6	16	17	11-11
CHINESE TAIPEI	4	0.318	129	25	41	12	1	2	8	27	2-4
CANADA	5	0.301	156	43	47	9	5	6	26	28	5-7
KOREA	4	0.278	115	20	32	5	2	0	17	36	2-6
CHINA	5	0.15	113	7	17	2	0	0	3	42	3-3
SRI LANKA	4	0.058	69	0	4	0	0	0	3	44	3-3
Totals	17	0.31	968	235	300	63	16	28	107	227	35-46

HITS	
CESPEDES M Yoennis-CUB	11
MARSHALL Chad-CAN	9
WRIGHT Ryan-USA	9
ISHIMINE Shota-JPN	9
6 tied with 7 hit(s)	

RUNS SCORED	
MARTIN T Leonis-CUB	11
CESPEDES M Yoennis-CUB	11
ISHIMINE Shota-JPN	8
DESPAIGNE R Alfredo-CUB	8
3 tied with 7 run(s) scored	

RUNS BATTED IN	
CESPEDES M Yoennis-CUB	14
OLIVERA A Hector-CUB	8
ITO Hayata-JPN	8
ISHIMINE Shota-JPN	8
WALLANCE Greg-CAN	8

DOUBLES	
REGAN Garrett-CAN	4
SPRINGER George-USA	3
15 tied with 2 double(s)	

TRIPLES	
ISHIMINE Shota-JPN	2
WALLANCE Greg-CAN	2
12 tied with 1 triple(s)	

HOME RUNS	
CESPEDES M Yoennis-CUB	4
FLEMMING Ryan-CAN	2
HUANG Chih Pei-TPE	2
ITO Hayata-JPN	2
ABREU C Jose D-CUB	2

TOTAL BASES	
CESPEDES M Yoennis-CUB	25
ISHIMINE Shota-JPN	17
HUANG Chih Pei-TPE	14
ABREU C Jose D-CUB	14
WRIGHT Ryan-USA	14

STOLEN BASES	SB-ATT
MAHTOOK Mikie-USA	3-3
MAGGI Drew-USA	3-3
LASANTHA SMUMUM-SRI	3-3
MARTIN T Leonis-CUB	3-3
3 tied with 2 stolen base(s)	

STRIKEOUTS	IP	SO
HINOJOSA H Dalier-CUB	7.0	16
GRAY Sonny-USA	5.0	14
LIM Chi Young-KOR	11.2	10
3 tied with 9 strikeout(s)		

TEAM PITCHING	G	ERA	W	L	Sv	IP	H	R	ER	BB	SO
CUBA	4	1.38	4	0	0	26.0	17	7	4	4	40
AMERICA	4	1.41	4	0	0	32.0	25	8	5	4	47
JAPAN	4	3.19	3	1	0	31.0	29	12	11	5	49
CANADA	5	3.23	3	2	1	39.0	28	20	14	18	34
CHINESE TAIPEI	4	4.80	1	3	0	30.0	37	24	16	14	20
KOREA	4	8.42	2	2	0	31.0	36	30	29	15	24
CHINA	5	19.16	0	5	0	31.0	67	71	66	32	11
SRI LANKA	4	22.42	0	4	0	19.2	61	63	49	15	2
Totals	17	7.29	17	17	1	239.2	300	235	194	107	227

TEAM FIELDING	G	PO	A	E	Pct	DP	PB	SBA-ATT
CUBA	4	78	26	1	0.990	0	0	1-1
AMERICA	4	96	33	2	0.985	1	2	3-3
JAPAN	4	93	37	3	0.977	2	1	1-2
KOREA	4	93	31	3	0.976	3	1	2-3
CANADA	5	117	51	6	0.966	5	2	4-6
CHINESE TAIPEI	4	90	49	6	0.959	1	2	6-7
CHINA	5	93	34	8	0.941	0	0	10-14
SRI LANKA	4	59	17	8	0.905	0	3	8-10
Totals	17	719	278	37	0.964	12	11	35-46

INDIVIDUAL BATTING											
Min 2.7 AB/Team game	G	Avg	AB	R	H	RBI	2B	3B	HR	BB	
CESPEDES M Yoennis-CUB	4	0.733	15	11	11	14	2	0	4	0	
ISHIMINE Shota-JPN	4	0.563	16	8	9	8	1	2	1	1	
WRIGHT Ryan-USA	4	0.529	17	7	9	6	2	0	1	0	
BORROTO J Yorbis-CUB	4	0.500	14	4	7	5	1	0	1	0	
KIM Yong Ho-KOR	4	0.500	14	4	7	1	1	0	0	1	
DESPAIGNE R Alfredo-CUB	4	0.500	14	8	7	5	2	0	1	3	
OLIVERA A Hector-CUB	4	0.500	14	7	7	8	2	0	1	2	
CHEN Wei Chih-TPE	4	0.500	14	2	7	4	2	0	0	0	
ESPOSITO Jason-USA	4	0.500	12	3	6	5	2	0	1	0	
MAHTOOK Mikie-USA	4	0.500	12	7	6	6	1	1	1	2	

INDIVIDUAL PITCHING										
Min 0.8 IP/Team game	App	ERA	W-L	Sv	IP	H	R	ER	BB	SO
BARNES Matt-USA	1	0.00	1-0	0	7.0	3	0	0	1	8
HINOJOSA H Dalier-CUB	2	0.00	1-0	0	7.0	0	0	0	2	16
SAITO Yuki-JPN	1	0.00	1-0	0	6.0	5	0	0	1	9
ANDERSON Tyler-USA	1	0.00	1-0	0	5.0	2	0	0	0	6
PEDROSO G Yadier-CUB	1	0.00	1-0	0	5.0	2	0	0	0	7
GRAY Sonny-USA	1	0.00	1-0	0	5.0	1	0	0	0	14
SANCHEZ C Arleys-CUB	1	0.00	1-0	0	4.1	2	0	0	1	4
NOMURA Yusuke-JPN	2	0.00	0-0	0	4.0	1	0	0	0	9
MCDONALD Sheldon-CAN	1	1.12	1-0	0	8.0	3	1	1	1	4
COLE Gerrit-USA	1	1.50	0-0	0	6.0	6	2	1	0	8

Technical Appointments

Thursday 5th August

Game 18

Field	Time	Home Team		Visitor Team
Y' hama	12:00	CUBA		KOREA
Umpires:	G.Street(USA)	Hayashi(JPN)	Huang Ming-Liang(TPE)	Motoo(JPN)
Scorekeepers:	S.Seki(JPN)	N.Otsuka(JPN)		
T.C.:	Nakamoto(JPN)			

Game 19

Field	Time	Home Team		Visitor Team
Y' hama	18:00	UNITED STATES OF AMERICA		JAPAN
Umpires:	Yoon Myung-Hoon(KOR)	E.Jerkovits(CAN)	Muramatsu(JPN)	Totsuka(JPN)
Scorekeepers:	T.Sumi(JPN)	Y.Shimamura(JPN)		
T.C.:	Aso			

Game 20

Field	Time	Home Team		Visitor Team
KAIT	14:00	CHINESE TAIPEI		SRI LANKA
Umpires:	Li Weigeng(CHN)	Kikuchi(JPN)	Suzuki(JPN)	Numa(JPN)
Scorekeepers:	S.Numata(JPN)	T.Kudoh(JPN)		
T.C.:	Yamanaka(JPN)			



5th World University Baseball Championship supported by Panasonic

Japan
July 30-August 7, 2010



**BASEBALL
2010**

Japan
5th World University
Championship

INTERNATIONAL
University Sports

supported by **Panasonic**

Daily Report 8

Teams	
PoolA	PoolB
Canada(CAN)	China(CHN)
United States of America(USA)	Korea(KOR)
Sri Lanka(SRI)	Cuba(CUB)
Chinese Taipei(TPE)	Japan(JPN)

Schedule

Game	At time	Ballpark	Pool	Home team	Visiting team	Final Score	Inn.
Friday 30th July							
1	12:00	Jingu	A	TPE	CAN	2-3	9
2	18:00	Jingu	B	JPN	KOR	4-0	9
3	14:00	U-S	A	USA	SRI	15-0	5
Saturday 31st July							
4	12:00	Jingu	B	KOR	CUB	0-18	5
5	18:00	Jingu	B	CHN	JPN	0-15	6
6	14:00	U-S	A	CAN	SRI	18-0	5
Sunday 1st August							
7	12:00	Jingu	B	JPN	CUB	7-12	9
8	18:00	Jingu	A	USA	TPE	8-7	11
9	14:00	U-S	B	KOR	CHN	13-4	9
Monday 2nd August							
10	12:00	Y'hama	A	SRI	TPE	0-16	5
11	18:00	Y'hama	A	CAN	USA	1-8	9
12	14:00	KAIT	B	CUB	CHN	15-0	5
Tuesday 3rd August							
13	12:00	Y'hama		USA	CHN	11-0	7
14	14:00	KAIT		CAN	KOR	4-7	9





Wednesday 4th August

15	12:00	Y'hama	 CUB	 SRI	14-0	7
16	18:00	Y'hama	 JPN	 TPE	13-0	7
17	14:00	KAIT	 CHN	 CAN	3-17	7





Thursday 5th August

18	12:00	Y'hama	 CUB	 KOR	11-1	8
19	18:00	Y'hama	 USA	 JPN	4-2	9
20	14:00	KAIT	 TPE	 SRI	21-0	5

Friday 6th August

21	12:00	Jingu	 TPE	 CAN	-	
22	14:00	U-S	 CHN	 SRI	-	

Saturday 7th August

23	12:00	Jingu	 JPN	 KOR	-	
24	18:00	Jingu	 CUB	 USA	-	

Sunday 8th August

		Jingu	Rain date		-	
		U-S	Rain date		-	



※Jingu = Meiji Jingu Stadium

U-S = Utsumi - Shimaoka Ballpark

Y'hama = Yokohama Stadium

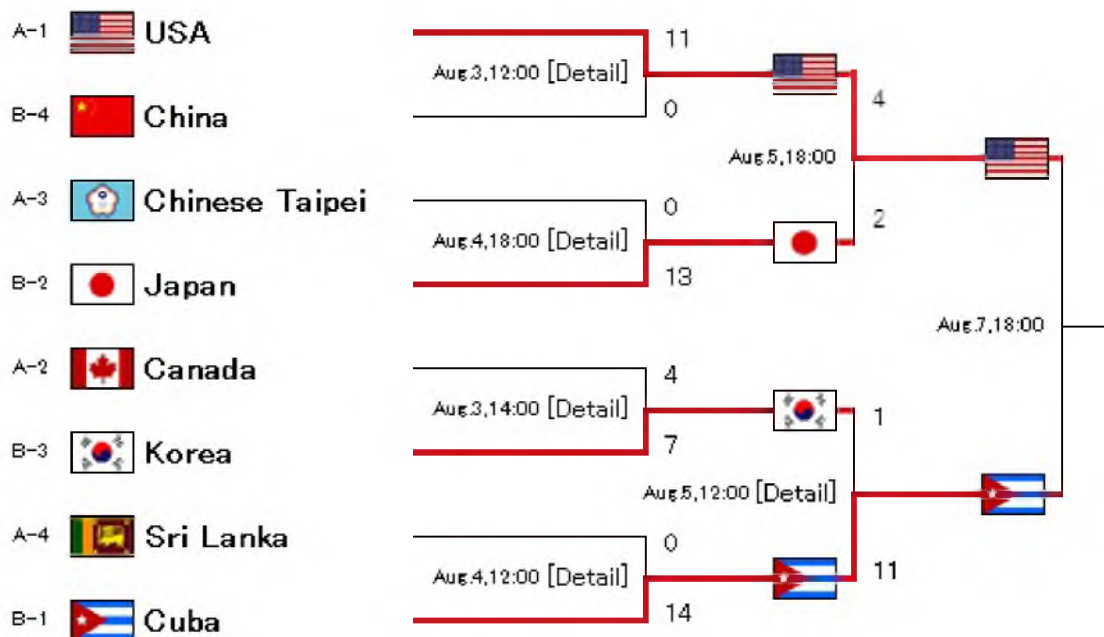
KAIT = KAIT Stadium

Pool A


							Game	W	L	Ave.
1	 U.S.A.		-	W 8-1	W 8-7	W 15-0	3	3	0	1.000
2	 Canada		L 1-8	-	W 3-2	W 18-0	3	2	1	0.667
3	 Chinese Taipei		L 7-8	L 2-3	-	W 16-0	3	1	2	.333
4	 Sri Lanka		L 0-15	L 0-18	L 0-16	-	3	0	3	.000

Pool B

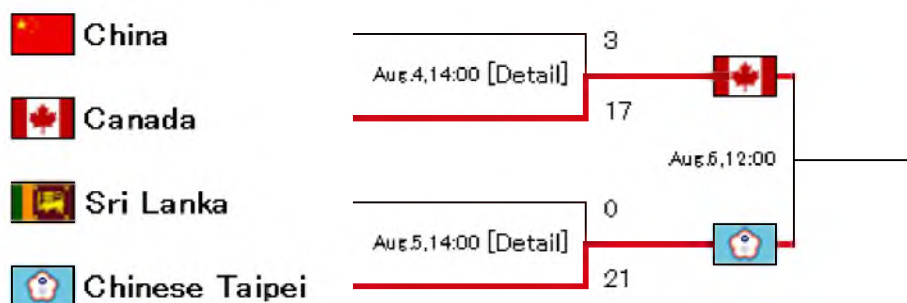
							Game	W	L	Ave.
1	 Cuba		-	W 12-7	W 18-0	W 15-0	3	3	0	1.000
2	 Japan		L 7-12	-	W 4-0	W 15-0	3	2	1	.667
3	 Korea		L 0-18	L 0-4	-	W 13-4	3	1	2	.333
4	 China		L 0-15	L 0-15	L 4-13	-	3	0	3	.000



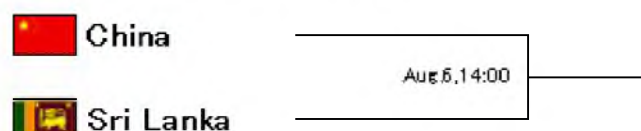
Bronze Medal Match



Ranking Decider (5th - 8th Place)



7th Place Match



Game Summary 18



CUBA - KOREA



Score by Innings R H E

KOREA 000 000 10 1 6 2
CUBA 020 142 02 11 14 1

KOREA 1 (2-3)

Player	AB	R	H	BI	2B	3B	HR	BB	SB	CS	HP	SH	SF	SO	IBB	KL	GDP	PO	A	E
KO J cf	4	0	1	0	0	0	0	0	2	0	0	0	0	2	0	0	0	2	0	0
LEE T rf	4	0	1	0	0	0	0	0	1	0	0	0	0	1	0	1	0	3	0	0
SEO dh	3	0	0	0	0	0	0	1	0	0	0	0	0	0	0	0	0	0	0	0
LEE J pr	0	0	0	0	0	0	0	0	0	0	0	0	0	0	0	0	0	0	0	0
KIM 1b	4	0	1	0	0	0	0	0	0	0	0	0	0	1	0	0	0	6	1	0
SHIN B ss	3	1	1	0	0	0	0	0	0	0	0	0	0	1	0	1	0	1	4	0
PARK J lf	3	0	0	0	0	0	0	0	0	0	0	0	0	0	0	0	0	3	0	0
YOON Y c	3	0	2	1	0	1	0	0	0	0	0	0	0	0	0	0	0	2	0	0
KU 3b	3	0	0	0	0	0	0	0	0	0	0	0	0	1	0	1	0	1	1	1
JUNG Y 2b	3	0	0	0	0	0	0	0	0	0	0	0	0	1	0	0	0	3	0	1
NO S p	0	0	0	0	0	0	0	0	0	0	0	0	0	0	0	0	0	0	2	0
SHIN J p	0	0	0	0	0	0	0	0	0	0	0	0	0	0	0	0	0	0	0	0
YOON M p	0	0	0	0	0	0	0	0	0	0	0	0	0	0	0	0	0	0	1	0
Totals	30	1	6	1	0	1	0	1	3	0	0	0	0	7	0	3	0	21	9	2

CUBA 11 (5-0)

Player	AB	R	H	BI	2B	3B	HR	BB	SB	CS	HP	SH	SF	SO	IBB	KL	GDP	PO	A	E
MARTIN cf	4	2	2	0	1	0	0	1	1	1	0	0	0	0	0	0	0	3	0	0
CERCE 2b	4	1	2	0	0	0	0	1	0	0	0	0	0	1	0	1	0	3	1	0
OLIVERA dh	5	1	0	1	0	0	0	0	0	0	0	0	0	0	0	0	0	0	0	0
DESPAIGNE A lf	5	2	4	3	1	0	1	0	0	0	0	0	0	0	0	0	0	1	0	0
CESPEDES rf	3	1	0	0	0	0	0	1	0	0	0	0	0	0	0	0	0	2	0	0
ABREU 1b	4	3	3	5	0	1	2	0	0	0	0	0	0	1	0	0	0	5	0	0
DIAZ 3b	3	1	0	1	0	0	0	0	0	0	0	0	1	0	0	0	0	1	3	0
MOREJON c	3	0	2	0	0	0	0	0	0	0	1	0	0	0	0	0	0	7	1	0
BORROTO ss	4	0	1	0	1	0	0	0	0	0	0	0	0	0	0	0	0	2	3	1
PEDROSO p	0	0	0	0	0	0	0	0	0	0	0	0	0	0	0	0	0	0	1	0
JIMENEZ p	0	0	0	0	0	0	0	0	0	0	0	0	0	0	0	0	0	0	0	0
Totals	35	11	14	10	3	1	3	3	1	1	1	0	1	2	0	1	0	24	9	1

KOREA	W/S/L	IP	H	R	ER	BB	SO	WP	HB	BK	IBB	SH	SF	CI	2B	3B	HR	AB	BF	FO	GO	NP
NO S	L,0-2	4.1	9	7	6	2	0	1	0	0	0	0	1	0	2	1	2	21	24	6	6	90
SHIN J		1.2	1	2	2	1	1	0	1	0	0	0	0	0	0	0	1	6	8	4	0	24
YOON M		1.0	4	2	1	0	1	0	0	0	0	0	0	0	1	0	0	8	8	1	1	25

CUBA	W/S/L	IP	H	R	ER	BB	SO	WP	HB	BK	IBB	SH	SF	CI	2B	3B	HR	AB	BF	FO	GO	NP
PEDROSO	W,2-0	7.2	6	1	1	1	7	0	0	0	0	0	0	0	0	1	0	29	30	6	9	103
JIMENEZ		0.1	0	0	0	0	0	0	0	0	0	0	0	0	0	0	0	1	1	1	0	2

Umpires - HP: G.Street(USA) 1B: Hayashi(JPN) 2B: Huang M-L(TPE) 3B: Motoo(JPN) Start: 12:03 Time: 2:49 Attendance: 1500 Weather: Fine

Game notes: TC:Nakamoto(JPN) SCORER:Seki(JPN) Otsuka(JPN) YOON M faced 4 batters in the 8th.

Game: 18

Game Summary 19



UNITED STATES OF AMERICA – JAPAN



Score by Innings R H E

JAPAN 110 000 000 2 3 1
AMERICA 400 000 00X 4 4 2

JAPAN 2 (3-2)

Player	AB	R	H	BI	2B	3B	HR	BB	SB	CS	HP	SH	SF	SO	IBB	KL	GDP	PO	A	E
ISHIMINE cf	3	1	0	0	0	0	0	1	1	0	0	0	0	0	0	0	0	3	0	0
WATANABE 2b	1	0	0	0	0	0	0	2	1	0	0	1	0	0	0	0	0	1	2	0
SUZUKI 3b	4	0	0	0	0	0	0	0	0	0	0	0	0	1	0	0	0	1	4	0
ITO rf	4	0	0	0	0	0	0	0	0	0	0	0	0	2	0	0	0	0	0	0
MATSUMOTO dh	4	1	1	0	1	0	0	0	0	0	0	0	0	1	0	0	0	0	0	0
HASEGAWA lf	4	0	1	0	0	0	0	0	0	0	0	0	0	1	0	1	0	0	0	0
ARAKI 1b	2	0	0	1	0	0	0	0	0	0	0	0	0	1	0	1	0	9	0	0
TAKI ph/1b	1	0	0	0	0	0	0	0	0	0	0	0	0	0	0	0	0	1	0	0
KOIKE c	3	0	0	0	0	0	0	0	0	0	0	0	0	2	0	1	0	8	0	1
ABE ss	3	0	1	0	0	0	0	0	0	0	0	0	0	1	0	0	0	1	2	0
SAITO p	0	0	0	0	0	0	0	0	0	0	0	0	0	0	0	0	0	0	4	0
INUI p	0	0	0	0	0	0	0	0	0	0	0	0	0	0	0	0	0	0	0	0
OHISHI p	0	0	0	0	0	0	0	0	0	0	0	0	0	0	0	0	0	0	0	0
Totals	29	2	3	1	1	0	0	3	2	0	0	1	0	9	0	3	0	24	12	1

AMERICA 4 (5-0)

Player	AB	R	H	BI	2B	3B	HR	BB	SB	CS	HP	SH	SF	SO	IBB	KL	GDP	PO	A	E
MAGGI 2b	4	0	1	0	0	0	0	0	0	0	0	0	0	0	0	0	0	0	7	0
FONTANA ss	1	1	0	0	0	0	0	2	0	0	1	0	0	0	0	0	0	2	1	0
BRADLEY cf	4	1	1	0	0	0	0	0	0	0	0	0	0	1	0	0	0	0	0	0
WRIGHT dh	3	1	0	0	0	0	0	0	0	0	1	0	0	2	0	1	0	0	0	0
SPRINGER lf	4	1	1	4	0	0	1	0	0	0	0	0	0	2	0	0	0	1	0	0
RAMIREZ Nick 1b	4	0	0	0	0	0	0	0	0	0	0	0	0	2	0	0	0	13	0	1
ESPOSITO 3b	3	0	0	0	0	0	0	0	0	0	0	0	0	0	0	0	0	0	2	0
O'BRIEN c	2	0	0	0	0	0	0	0	0	0	1	0	0	0	0	0	0	10	1	1
MAHTOOK rf	3	0	1	0	0	0	0	0	0	0	0	0	0	1	0	0	0	1	0	0
GRAY p	0	0	0	0	0	0	0	0	0	0	0	0	0	0	0	0	0	0	1	0
RAMIREZ Noe p	0	0	0	0	0	0	0	0	0	0	0	0	0	0	0	0	0	0	0	0
Totals	28	4	4	4	0	0	1	2	0	0	3	0	0	8	0	1	0	27	12	2

JAPAN	W/S/L	IP	H	R	ER	BB	SO	WP	HB	BK	IBB	SH	SF	CI	2B	3B	HR	AB	BF	FO	GO	NP
SAITO	L,1-1	6.0	4	4	4	2	4	0	3	0	0	0	0	0	0	0	1	22	27	4	9	96
INUI		1.0	0	0	0	0	1	0	0	0	0	0	0	0	0	0	0	3	3	1	1	17
OHISHI		1.0	0	0	0	0	3	0	0	0	0	0	0	0	0	0	0	3	3	0	0	20

AMERICA	W/S/L	IP	H	R	ER	BB	SO	WP	HB	BK	IBB	SH	SF	CI	2B	3B	HR	AB	BF	FO	GO	NP
GRAY	W,2-0	7.0	3	2	1	2	6	0	0	0	0	1	0	0	1	0	0	23	26	2	13	106
RAMIREZ Noe	S,1	2.0	0	0	0	1	3	0	0	0	0	0	0	0	0	0	0	6	7	1	2	24

Umpires - HP: Yoon M-H(KOR) 1B: E.Jerkovits(CAN) 2B: Muramatsu(JPN) 3B:
Totsuka(JPN) Start: 18:00 Time: 2:27 Attendance: 6500 Weather: Fine
Game notes: TC:Aso SCORER:Sumi(JPN) Shimamura(JPN) Game: 19

Game Summary 20



CHINESE TAIPEI – SRI LANKA



Score by Innings R H E

SRI LANKA 000 00 0 1 1
CHINESE TAIPEI 628 5X 21 19 0

SRI LANKA 0 (0-5)

Player	AB	R	H	BI	2B	3B	HR	BB	SB	CS	HP	SH	SF	SO	IBB	KL	GDP	PO	A	E
WITHANAGE lf	2	0	1	0	0	0	0	0	0	1	0	0	0	0	0	0	0	2	0	0
THEEKSHANA	1	0	0	0	0	0	0	0	0	0	0	0	0	1	0	1	0	0	1	0
GAYAN T ph	0	0	0	0	0	0	0	0	0	0	0	0	0	0	0	0	0	0	0	0
HITHTHATIYA	0	0	0	0	0	0	0	1	0	0	0	0	0	0	0	0	0	0	0	0
NIROSHAN 1b	2	0	0	0	0	0	0	0	0	0	0	0	0	1	0	1	0	3	0	0
BHANUKA c	1	0	0	0	0	0	0	1	1	1	0	0	0	0	0	0	0	1	0	0
NERANJAN p	1	0	0	0	0	0	0	0	0	0	0	0	0	1	0	1	0	0	0	0
RAJITHA p	0	0	0	0	0	0	0	0	0	0	0	0	0	0	0	0	0	0	0	0
SAMARASINGH	1	0	0	0	0	0	0	0	0	0	0	0	0	1	0	1	0	0	0	0
ASANKA 3b	1	0	0	0	0	0	0	0	0	0	0	0	0	0	0	0	0	0	0	0
INDIKA 3b	1	0	0	0	0	0	0	0	0	0	0	0	0	0	0	0	0	0	2	1
JEEWAKA rf	2	0	0	0	0	0	0	0	0	0	0	0	0	2	0	0	0	0	0	0
LASANTHA ss	1	0	0	0	0	0	0	0	0	0	0	0	0	1	0	1	0	4	1	0
SAHAN cf	1	0	0	0	0	0	0	0	0	0	0	0	0	1	0	0	0	2	0	0
Totals	14	0	1	0	0	0	0	2	1	2	0	0	0	8	0	5	0	12	4	1

CHINESE TAIPEI 21 (2-3)

Player	AB	R	H	BI	2B	3B	HR	BB	SB	CS	HP	SH	SF	SO	IBB	KL	GDP	PO	A	E
LIN W 2b	3	2	2	0	0	0	0	0	1	0	1	0	0	0	0	0	0	3	0	0
TANG ph/2b	1	0	0	0	0	0	0	0	0	0	0	0	0	0	0	0	0	0	1	0
YANG H ss	2	4	1	1	1	0	0	0	0	0	2	0	0	0	0	0	0	1	2	0
HUNG dh	3	3	2	1	1	0	0	1	0	0	0	0	0	0	0	0	0	0	0	0
HUANG C 1b	4	3	3	4	0	1	0	0	0	0	0	0	0	0	0	0	0	3	0	0
YANG K c	3	1	3	3	0	1	0	0	0	0	0	0	0	0	0	0	0	6	1	0
CHOU c	1	1	1	2	0	0	0	0	0	0	0	0	0	0	0	0	0	2	1	0
LAN rf	4	3	2	2	0	0	0	0	0	0	0	0	0	0	0	0	0	0	0	0
CHEN W 3b	2	1	1	0	0	0	0	0	0	0	2	0	0	0	0	0	0	0	0	0
HUANG Y lf	4	2	3	6	0	0	2	0	0	0	0	0	0	0	0	0	0	0	0	0
LIN Chun cf	4	1	1	0	1	0	0	0	0	0	0	0	0	1	0	1	0	0	0	0
CHIU p	0	0	0	0	0	0	0	0	0	0	0	0	0	0	0	0	0	0	1	0
LIAO C p	0	0	0	0	0	0	0	0	0	0	0	0	0	0	0	0	0	0	0	0
HSU p	0	0	0	0	0	0	0	0	0	0	0	0	0	0	0	0	0	0	0	0
Totals	31	21	19	19	3	2	2	1	1	0	5	0	0	1	0	1	0	15	6	0

SRI LANKA	W/S/L	IP	H	R	ER	BB	SO	WP	HB	BK	IBB	SH	SF	CI	2B	3B	HR	AB	BF	FO	GO	NP
NERANJAN	L,0-3	2.0	10	12	12	0	0	0	3	0	0	0	0	0	2	1	2	16	19	3	3	46
RAJITHA		2.0	9	9	8	1	1	2	2	0	0	0	0	0	1	1	0	15	18	1	3	63

CHINESE TAIPEI	W/S/L	IP	H	R	ER	BB	SO	WP	HB	BK	IBB	SH	SF	CI	2B	3B	HR	AB	BF	FO	GO	NP
CHIU		3.0	1	0	0	1	6	0	0	0	0	0	0	0	0	0	0	9	10	0	2	51
LIAO C		1.0	0	0	0	1	0	0	0	0	0	0	0	0	0	0	0	2	3	0	2	17
HSU	W,1-1	1.0	0	0	0	0	2	0	0	0	0	0	0	0	0	0	0	3	3	0	1	12

Umpires – HP: Li Weigeng(CHN) 1B: Kikuchi(JPN) 2B: Suzuki(JPN) 3B: Numa(JPN)

Start: 13:59 Time: 1:31 Attendance: 100 Weather: Fine NERANJAN faced 4 batters in the 3rd.

Game: 20

<http://wubc2010.jp/jp/index.html>

<http://wubc2010.jp/index.html>

Leaders Summary

TEAM BATTING	G	Avg	AB	R	H	2B	3B	HR	BB	SO	SB-ATT
CUBA	5	0.488	160	70	78	15	3	13	19	13	5-7
CHINESE TAIPEI	5	0.375	160	46	60	15	3	4	9	28	3-5
AMERICA	5	0.323	164	46	53	13	1	7	18	25	11-11
JAPAN	5	0.318	154	41	49	11	5	4	21	31	7-9
CANADA	5	0.301	156	43	47	9	5	6	26	28	5-7
KOREA	5	0.262	145	21	38	5	3	0	18	43	5-9
CHINA	5	0.150	113	7	17	2	0	0	3	42	3-3
SRI LANKA	5	0.060	83	0	5	0	0	0	5	52	4-6
Totals	20	0.306	1135	274	347	70	20	34	119	262	43-57

HITS	
DESPAIGNE R Alfredo-CUB	11
CESPEDES M Yoennis-CUB	11
ABREU C Jose D-CUB	10
4 tied with 9 hit(s)	

RUNS SCORED	
MARTIN T Leonis-CUB	13
CESPEDES M Yoennis-CUB	12
DESPAIGNE R Alfredo-CUB	10
ISHIMINE Shota-JPN	9
ABREU C Jose D-CUB	9

RUNS BATTED IN	
CESPEDES M Yoennis-CUB	14
ABREU C Jose D-CUB	12
HUANG Chih Pei-TPE	10
OLIVERA A Hector-CUB	9
5 tied with 8 RBI(s)	

DOUBLES	
REGAN Garrett-CAN	4
YANG Hsien Hsien-TPE	3
SPRINGER George-USA	3
MATSUMOTO Koichiro-JPN	3
DESPAIGNE R Alfredo-CUB	3

TRIPLES	
ISHIMINE Shota-JPN	2
WALLANCE Greg-CAN	2
16 tied with 1 triple(s)	

HOME RUNS	
CESPEDES M Yoennis-CUB	4
ABREU C Jose D-CUB	4
6 tied with 2 home run(s)	

TOTAL BASES	
ABREU C Jose D-CUB	25
CESPEDES M Yoennis-CUB	25
DESPAIGNE R Alfredo-CUB	20
HUANG Chih Pei-TPE	19
ISHIMINE Shota-JPN	17

STOLEN BASES	SB-ATT
MARTIN T Leonis-CUB	4-5
LASANTHA SMUMUM-SRI	3-3
MAGGI Drew-USA	3-3
MAHTOOK Mikie-USA	3-3
ISHIMINE Shota-JPN	3-3

STRIKEOUTS	IP	SO
GRAY Sonny-USA	12.0	20
HINOJOSA H Dalier-CUB	7.0	16
PEDROSO G Yadier-CUB	12.2	14
SAITO Yuki-JPN	12.0	13
LIM Chi Young-KOR	11.2	10

TEAM PITCHING	G	ERA	W	L	Sv	IP	H	R	ER	BB	SO
AMERICA	5	1.32	5	0	1	41.0	28	10	6	7	56
CUBA	5	1.32	5	0	0	34.0	23	8	5	5	47
CANADA	5	3.23	3	2	1	39.0	28	20	14	18	34
JAPAN	5	3.46	3	2	0	39.0	33	16	15	7	57
CHINESE TAIPEI	5	4.11	2	3	0	35.0	38	24	16	16	28
KOREA	5	9.00	2	3	0	38.0	50	41	38	18	26
CHINA	5	19.16	0	5	0	31.0	67	71	66	32	11
SRI LANKA	5	26.24	0	5	0	23.2	80	84	69	16	3
Totals	20	7.34	20	20	2	280.2	347	274	229	119	262

TEAM FIELDING	G	PO	A	E	Pct	DP	PB	SBA-ATT
CUBA	5	102	35	2	0.986	0	0	4-4
AMERICA	5	123	45	4	0.977	1	3	5-5
JAPAN	5	117	49	4	0.976	2	1	1-2
KOREA	5	114	40	5	0.969	3	1	3-5
CANADA	5	117	51	6	0.966	5	2	4-6
CHINESE TAIPEI	5	105	55	6	0.964	1	2	7-10
CHINA	5	93	34	8	0.941	0	0	10-14
SRI LANKA	5	71	21	9	0.911	0	3	9-11
Totals	20	842	330	44	0.964	12	12	43-57

INDIVIDUAL BATTING											
Min 2.7 AB/Team game	G	Avg	AB	R	H	RBI	2B	3B	HR	BB	
ABREU C Jose D-CUB	5	0.714	14	9	10	12	1	1	4	2	
CESPEDES M Yoennis-CUB	5	0.611	18	12	11	14	2	0	4	1	
DESPAIGNE R Alfredo-CUB	5	0.579	19	10	11	8	3	0	2	3	
CHEN Wei Chih-TPE	5	0.500	16	3	8	4	2	0	0	0	
ISHIMINE Shota-JPN	5	0.474	19	9	9	8	1	2	1	2	
LAN Yin Lun-TPE	5	0.471	17	7	8	5	2	0	0	0	
MARTIN T Leonis-CUB	5	0.471	17	13	8	2	2	0	0	6	
MAHTOOK Mikie-USA	5	0.467	15	7	7	6	1	1	1	2	
WRIGHT Ryan-USA	5	0.450	20	8	9	6	2	0	1	0	
BORROTO J Yorbis-CUB	5	0.444	18	4	8	5	2	0	1	0	

INDIVIDUAL PITCHING											
Min 0.8 IP/Team game	App	ERA	W-L	Sv	IP	H	R	ER	BB	SO	
BARNES Matt-USA	1	0.00	1-0	0	7.0	3	0	0	1	8	
HINOJOSA H Dalier-CUB	2	0.00	1-0	0	7.0	0	0	0	2	16	
CHIU Hao Chun-TPE	2	0.00	1-0	0	5.0	1	0	0	1	9	
ANDERSON Tyler-USA	1	0.00	1-0	0	5.0	2	0	0	0	6	
SANCHEZ C Arleys-CUB	1	0.00	1-0	0	4.1	2	0	0	1	4	
NOMURA Yusuke-JPN	2	0.00	0-0	0	4.0	1	0	0	0	9	
LIAO Chuang Ju-TPE	2	0.00	0-0	0	4.0	1	0	0	2	2	
PEDROSO G Yadier-CUB	2	0.71	2-0	0	12.2	8	1	1	1	14	
GRAY Sonny-USA	2	0.75	2-0	0	12.0	4	2	1	2	20	
MCDONALD Sheldon-CAN	1	1.12	1-0	0	8.0	3	1	1	1	4	

Technical Appointments

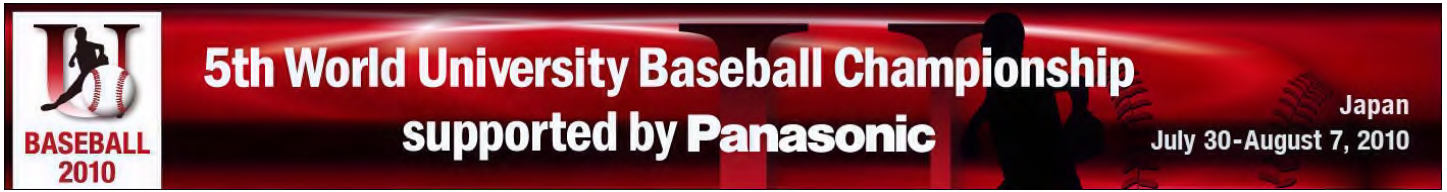
Friday 6th August

Game 21

Field	Time	Home Team		Visitor Team
Jingu	12:00	CHINESE TAIPEI		CANADA
Umpires:	Ishizaki(JPN)	Muramatsu(JPN)	Suzuki(JPN)	Yoon Myung-Hoon(KOR)
Scorekeepers:	Seki(JPN)	Numata(JPN)		
T.C.:	Aso(JPN)			

Game 22

Field	Time	Home Team		Visitor Team
U-S	14:00	CHINA		SRI LANKA
Umpires:	Kikuchi(JPN)	Totsuka(JPN)	Numa(JPN)	Huang Ming-Liang(TPE)
Scorekeepers:	Otsuka(JPN)	Shimamura(JPN)		
T.C.:	Yamanaka(JPN)			



U
BASEBALL
2010

Japan
5th World University
Championship

INTERNATIONAL
University Sports

supported by **Panasonic**

Daily Report 9

You can get Daily Reports on website, <http://wubc2010.jp/index.html>, and click on Daily Report

Teams	
PoolA	PoolB
Canada(CAN)	China(CHN)
United States of America(USA)	Korea(KOR)
Sri Lanka(SRI)	Cuba(CUB)
Chinese Taipei(TPE)	Japan(JPN)

Schedule

Game	At time	Ballpark	Pool	Home team	Visiting team	Final Score	Inn.
Friday 30th July							
1	12:00	Jingu	A	TPE	CAN	2-3	9
2	18:00	Jingu	B	JPN	KOR	4-0	9
3	14:00	U-S	A	USA	SRI	15-0	5
Saturday 31st July							
4	12:00	Jingu	B	KOR	CUB	0-18	5
5	18:00	Jingu	B	CHN	JPN	0-15	6
6	14:00	U-S	A	CAN	SRI	18-0	5
Sunday 1st August							
7	12:00	Jingu	B	JPN	CUB	7-12	9
8	18:00	Jingu	A	USA	TPE	8-7	11
9	14:00	U-S	B	KOR	CHN	13-4	9
Monday 2nd August							
10	12:00	Y'hama	A	SRI	TPE	0-16	5
11	18:00	Y'hama	A	CAN	USA	1-8	9
12	14:00	KAIT	B	CUB	CHN	15-0	5
Tuesday 3rd August							
13	12:00	Y'hama		USA	CHN	11-0	7
14	14:00	KAIT		CAN	KOR	4-7	9





Wednesday 4th August

15	12:00	Y'hama	 CUB	 SRI	14-0	7
16	18:00	Y'hama	 JPN	 TPE	13-0	7
17	14:00	KAIT	 CHN	 CAN	3-17	7





Thursday 5th August

18	12:00	Y'hama	 CUB	 KOR	11-1	8
19	18:00	Y'hama	 USA	 JPN	4-2	9
20	14:00	KAIT	 TPE	 SRI	21-0	5

Friday 6th August

21	12:00	Jingu	 TPE	 CAN	14-15	10
22	14:00	U-S	 CHN	 SRI	10-0	8

Saturday 7th August

23	12:00	Jingu	 JPN	 KOR	-	
24	18:00	Jingu	 CUB	 USA	-	

Sunday 8th August

		Jingu	Rain date		-	
		U-S	Rain date		-	

※Jingu = Meiji Jingu Stadium

U-S = Utsumi - Shimaoka Ballpark

Y'hama = Yokohama Stadium

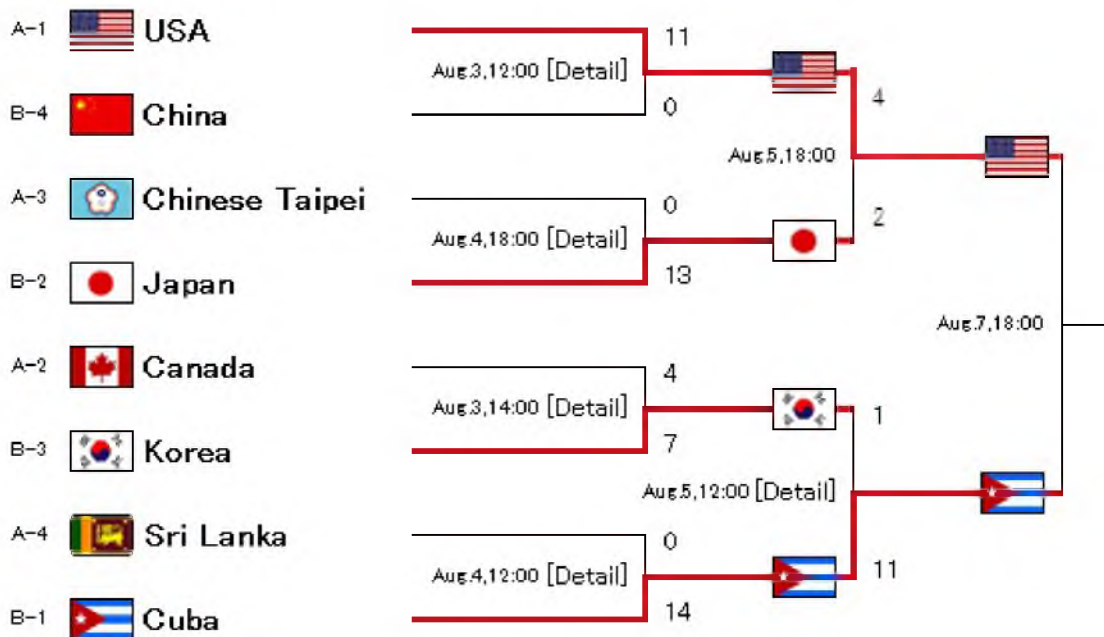
KAIT = KAIT Stadium

Pool A


						Game	W	L	Ave.
1	 U.S.A.	-	W 8-1	W 8-7	W 15-0	3	3	0	1.000
2	 Canada	L 1-8	-	W 3-2	W 18-0	3	2	1	0.667
3	 Chinese Taipei	L 7-8	L 2-3	-	W 16-0	3	1	2	.333
4	 Sri Lanka	L 0-15	L 0-18	L 0-16	-	3	0	3	.000

Pool B

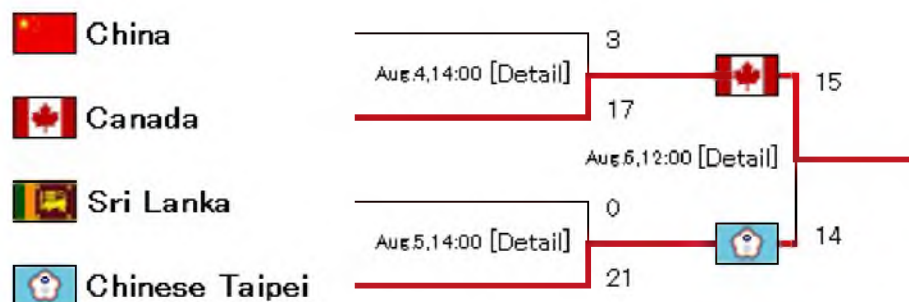
						Game	W	L	Ave.
1	 Cuba	-	W 12-7	W 18-0	W 15-0	3	3	0	1.000
2	 Japan	L 7-12	-	W 4-0	W 15-0	3	2	1	.667
3	 Korea	L 0-18	L 0-4	-	W 13-4	3	1	2	.333
4	 China	L 0-15	L 0-15	L 4-13	-	3	0	3	.000



Bronze Medal Match




Ranking Decider (5th - 8th Place)



7th Place Match



Game Summary 22



CHINA – SRI LANKA



Score by Innings R H E

SRI LANKA 000 000 00 0 5 4
CHINA 012 102 22 10 8 0

SRI LANKA 0 (0-6)

Player	AB	R	H	BI	2B	3B	HR	BB	SB	CS	HP	SH	SF	SO	IBB	KL	GDP	PO	A	E
WITHANAGE lf	4	0	1	0	1	0	0	0	0	1	0	0	0	0	0	0	0	1	0	1
LASANTHA ss	4	0	0	0	0	0	0	0	0	0	0	0	0	4	0	2	0	3	3	0
NIROSHAN 1b	4	0	2	0	1	0	0	0	0	0	0	0	0	0	0	0	0	10	0	0
BHANUKA c	3	0	0	0	0	0	0	1	0	0	0	0	0	1	0	0	0	2	0	0
NERANJAN dh	3	0	0	0	0	0	0	0	0	0	1	0	0	1	0	1	0	0	0	0
GAYAN P pr/rf	0	0	0	0	0	0	0	0	0	0	0	0	0	0	0	0	0	0	0	0
JEEWAKA rf/cf	4	0	0	0	0	0	0	0	0	0	0	0	0	0	0	0	0	3	0	0
SAHAN cf/p	2	0	0	0	0	0	0	1	0	0	0	0	0	0	0	0	0	1	0	1
INDIKA 3b	2	0	1	0	0	0	0	0	0	0	1	0	0	1	0	1	0	2	4	1
DON 2b	1	0	0	0	0	0	0	0	0	0	1	0	0	1	0	1	0	1	1	1
SAMARASINGHE ph	1	0	1	0	0	0	0	0	0	0	0	0	0	0	0	0	0	0	0	0
HITHTHATIYA 2b	0	0	0	0	0	0	0	0	0	0	0	0	0	0	0	0	0	0	1	0
PRASAD p	0	0	0	0	0	0	0	0	0	0	0	0	0	0	0	0	0	0	0	0
Totals	28	0	5	0	2	0	0	2	0	1	3	0	0	8	0	5	0	23	9	4

CHINA 10 (1-5)

Player	AB	R	H	BI	2B	3B	HR	BB	SB	CS	HP	SH	SF	SO	IBB	KL	GDP	PO	A	E
LI 2b	5	1	1	1	0	0	1	0	0	0	0	0	0	1	0	0	0	2	4	0
ZHANG X ss	3	3	2	1	0	1	1	2	0	0	0	0	0	0	0	0	0	1	4	0
DONG C 1b	4	1	1	1	0	0	0	1	1	0	0	0	0	0	0	0	0	8	0	0
HAO c	4	0	0	1	0	0	0	0	0	0	0	0	1	0	0	0	0	8	1	0
ZHANG Q 3b	2	1	0	1	0	0	0	1	0	0	0	0	1	0	0	0	0	1	0	0
XIA Z rf	4	1	2	0	1	0	0	0	0	0	0	0	0	0	0	0	0	0	0	0
LU lf	3	1	0	0	0	0	0	0	1	0	1	0	0	0	0	0	0	2	0	0
CHENG dh	2	2	1	1	0	1	0	1	1	0	1	0	0	1	0	0	0	0	0	0
CHEN cf	4	0	1	2	0	0	0	0	0	0	0	0	0	0	0	0	0	1	0	0
DONG S p	0	0	0	0	0	0	0	0	0	0	0	0	0	0	0	0	0	1	2	0
Totals	31	10	8	8	1	2	2	5	3	0	2	0	2	2	0	0	0	24	11	0

SRI LANKA	W/S/L	IP	H	R	ER	BB	SO	WP	HB	BK	IBB	SH	SF	CI	2B	3B	HR	AB	BF	FO	GO	NP
PRASAD	L,0-1	7.0	7	8	7	3	2	0	2	1	0	0	2	0	1	2	2	27	34	8	10	96
SAHAN		0.2	1	2	1	2	0	0	0	0	0	0	0	0	0	0	0	4	6	2	0	28

CHINA	W/S/L	IP	H	R	ER	BB	SO	WP	HB	BK	IBB	SH	SF	CI	2B	3B	HR	AB	BF	FO	GO	NP
DONG S	W,1-1	8.0	5	0	0	2	8	1	3	0	0	0	0	0	2	0	0	28	33	4	11	119

Umpires – HP: Kikuchi(JPN) 1B: Totsuka(JPN) 2B: Numa(JPN) 3B: Huang M-L(TPE)
Start: 13:59 Time: 2:07 Attendance: 120 Weather: Fine Game notes: TC:Yamanaka(JPN)
SCORER:Otsuka(JPN) Shimamura(JPN) Game: 22

Teams' stats



CANADA

CAN

Player	AVG	GP-GS	AB	R	H	2B	3B	HR	RBI	TB	SLG%	BB	HBP	SO	GDP	OB%	SF	SH	SB-ATT
MARSHALL Chad, CAN	0.444	6-6	27	7	12	0	0	1	4	15	0.556	2	0	2	0	0.483	0	0	1-1
ELLIS Mark, CAN	0.444	6-6	18	6	8	2	0	0	6	10	0.556	6	3	3	0	0.607	1	0	0-0
WALLANCE Greg, CAN	0.368	5-5	19	4	7	0	2	0	8	11	0.579	2	2	5	0	0.478	0	2	2-2
CARRUTHERS Blake, CAN	0.364	5-5	22	7	8	3	1	0	2	13	0.591	1	1	5	0	0.417	0	0	0-1
WELCH Dan, CAN	0.333	5-5	21	3	7	2	0	1	3	12	0.571	0	0	5	0	0.333	0	0	0-0
REGAN Garrett, CAN	0.333	5-5	18	7	6	4	0	1	6	13	0.722	3	0	2	1	0.429	0	0	0-0
BELL Carter, CAN	0.300	6-6	20	7	6	0	1	1	5	11	0.550	2	1	5	0	0.391	0	0	1-1
FLEMMING Ryan, CAN	0.261	6-6	23	5	6	1	0	2	9	13	0.565	3	0	8	0	0.321	2	0	0-0

DENSEM Greg, CAN	0.222	4-2	9	3	2	0	1	0	1	4	0.444	1	0	2	0	0.300	0	0	0-0
DUNSMORE Aaron, CAN	0.077	6-5	13	5	1	0	0	0	3	1	0.077	5	1	1	0	0.350	1	0	2-3
LENDVOY Nic, CAN	0.231	5-3	13	4	3	0	1	1	6	8	0.615	2	1	1	0	0.375	0	0	0-0

Player	ERA	W-L	APP	GS	CG	SHO/CBO	SV	IP	H	R	ER	BB	SO	2B	3B	HR	AB	B/Avg	WP	HBP	BK
REYNOLDS Adam, CAN	2.45	1-0	3	1	0	0/0	1	7.1	5	7	2	8	6	1	0	1	24	0.208	0	2	0
KAYE Brandon, CAN	3.00	1-0	2	1	0	0/1	0	6.0	4	2	2	2	6	0	0	0	18	0.222	0	2	0
BROWN Eric, CAN	3.38	1-1	2	2	0	0/0	0	8.0	5	4	3	3	5	2	0	0	25	0.200	1	0	0
MCDONALD Sheldon, CAN	5.40	1-0	2	2	0	0/0	0	10.0	10	7	6	1	7	3	0	2	40	0.250	0	0	0
CASTILLO Luis, CAN	5.62	0-0	2	0	0	0/0	0	8.0	6	7	5	6	8	2	0	0	31	0.194	1	0	0


KOTCHIE Kyle, CAN	0.00	0-0	1	0	0	0/0	0	1.0	1	0	0	1	1	0	0	0	3	0.333	0	0	0
HETHERINGTON Shawn, CAN	3.00	0-0	3	0	0	0/0	0	3.0	4	1	1	2	5	0	0	0	12	0.333	0	1	0
KING Taylor, CAN	6.00	0-0	2	0	0	0/1	0	3.0	5	2	2	0	5	0	0	1	14	0.357	0	0	0
WALKLING David, CAN	13.50	0-1	2	0	0	0/0	0	2.2	5	4	4	1	2	1	0	1	11	0.455	0	0	0

Player	C	PO	A	E	FLD%	DPs	SBA	CSB	SBA%	PB	CI
REGAN Garrett, CAN	44	44	0	0	1.000	4	0	0	----	0	0
WELCH Dan, CAN	26	23	3	0	1.000	0	3	0	1.000	2	0
DENSEM Greg, CAN	24	21	3	0	1.000	0	3	2	0.600	1	0
ELLIS Mark, CAN	19	6	13	0	1.000	1	0	0	----	0	0
FLEMMING Ryan, CAN	8	8	0	0	1.000	1	0	0	----	0	0
WALLANCE Greg, CAN	5	5	0	0	1.000	0	0	0	----	0	0
KAYE Brandon, CAN	3	1	2	0	1.000	0	3	0	1.000	0	0
BROWN Eric, CAN	2	0	2	0	1.000	0	1	0	1.000	0	0
REYNOLDS Adam, CAN	1	0	1	0	1.000	0	0	2	0.000	0	0
LENDVOY Nic, CAN	1	1	0	0	1.000	0	0	0	----	0	0
MCDONALD Sheldon, CAN	1	0	1	0	1.000	0	2	0	1.000	0	0
MARSHALL Chad, CAN	34	12	20	2	0.941	5	0	0	----	0	0
CARRUTHERS Blake, CAN	12	9	2	1	0.917	1	0	0	----	0	0
BELL Carter, CAN	31	11	17	3	0.903	4	0	0	----	0	0
DUNSMORE Aaron, CAN	6	5	0	1	0.833	0	0	0	----	0	0
CASTILLO Luis, CAN	2	1	0	1	0.500	0	0	0	----	0	0
WALKLING David, CAN	0	0	0	0	0.000	0	0	0	----	0	0
KOTCHIE Kyle, CAN	0	0	0	0	0.000	0	0	0	----	0	0
KING Taylor, CAN	0	0	0	0	0.000	0	0	0	----	0	0
HETHERINGTON Shawn, CAN	0	0	0	0	0.000	0	0	0	----	0	0

Hitting minimums - 1 Games 2.7 AB/Game 2.7 TPA/Game

Pitching minimums - 1 Games 0.8 IP/Game

Teams' stats



CHINA

CHN

Player	AVG	GP-GS	AB	R	H	2B	3B	HR	RBI	TB	SLG%	BB	HBP	SO	GDP	OB%	SF	SH	SB-ATT
XIA Zhengyan, CHN	0.167	6-6	18	2	3	1	0	0	1	4	0.222	0	0	7	0	0.167	0	0	0-0
LI Chao, CHN	0.150	6-6	20	2	3	0	0	1	3	6	0.300	0	0	3	0	0.150	0	0	1-1
DONG Chunhua, CHN	0.118	6-6	17	2	2	0	0	0	1	2	0.118	2	0	4	0	0.211	0	0	1-1
CHEN Xiang, CHN	0.214	6-6	14	1	3	1	0	0	2	4	0.286	0	0	4	0	0.214	0	1	1-1
CHENG Yu, CHN	0.125	5-4	8	2	1	0	1	0	1	3	0.375	1	1	5	1	0.300	0	0	1-1
DONG Shi, CHN	0.000	1-0	0	0	0	0	0	0	0	0	0.000	0	0	0	0	0.000	0	1	0-0
HAO Guochen, CHN	0.167	4-4	12	0	2	0	0	0	1	2	0.167	0	0	3	0	0.154	1	0	0-0
JIANG Longting, CHN	0.091	5-5	11	0	1	1	0	0	2	2	0.182	1	0	6	0	0.154	1	0	0-0
LU Yang, CHN	0.182	5-4	11	2	2	0	0	0	1	2	0.182	1	1	2	0	0.286	1	0	1-1
ZHANG Ji, CHN	0.000	1-1	1	1	0	0	0	0	0	0	0.000	0	0	0	0	0.000	0	1	0-0
ZHANG Qianbin, CHN	0.188	6-6	16	1	3	0	0	0	2	3	0.188	1	0	7	1	0.222	1	0	0-0
ZHANG Xiaochen, CHN	0.313	6-6	16	4	5	0	1	1	1	10	0.625	2	0	3	0	0.389	0	0	1-1

Player	ERA	W-L	APP	GS	CG	SHO/CBO	SV	IP	H	R	ER	BB	SO	2B	3B	HR	AB	B/Avg	WP	HBP	BK
DONG Shi, CHN	13.89	1-1	4	2	1	1/0	0	11.2	24	18	18	6	10	7	2	1	56	0.429	2	5	0
XIA Kangnan, CHN	15.83	0-2	3	2	0	0/0	0	9.2	21	19	17	6	3	6	3	4	48	0.438	1	1	1
HU Kaiyan, CHN	17.55	0-0	3	0	0	0/0	0	6.2	14	13	13	7	2	3	0	3	33	0.424	1	0	1
YAO Wang, CHN	18.00	0-1	4	1	0	0/0	0	5.0	5	10	10	9	3	2	0	0	19	0.263	2	1	0
YANG Zhen, CHN	0.00	0-0	1	0	0	0/0	0	2.0	0	0	0	1	1	0	0	0	6	0.000	0	0	0
ZHANG Jun, CHN	18.00	0-1	1	1	0	0/0	0	4.0	8	11	8	5	0	0	0	2	21	0.381	0	0	1

Player	C	PO	A	E	FLD%	DPs	SBA	CSB	SBA%	PB	CI
ZHANG Qianbin, CHN	15	9	6	0	1.000	0	0	0	---	0	0
LI Chao, CHN	14	5	9	0	1.000	0	0	0	---	0	0
CHEN Xiang, CHN	13	13	0	0	1.000	0	0	0	---	0	0
XIA Zhengyan, CHN	12	12	0	0	1.000	0	0	0	---	0	0
JIANG Longting, CHN	8	8	0	0	1.000	0	0	0	---	0	0
LU Yang, CHN	7	6	1	0	1.000	0	6	1	0.857	0	0
DONG Shi, CHN	4	2	2	0	1.000	0	0	1	0.000	0	0
DONG Chunhua, CHN	38	35	2	1	0.974	0	0	0	---	0	0
HAO Guochen, CHN	23	16	5	2	0.913	0	4	4	0.500	0	0
ZHANG Xiaochen, CHN	32	11	18	3	0.906	0	0	0	---	0	0
XIA Kangnan, CHN	3	0	2	1	0.667	0	2	3	0.400	0	0
YAO Wang, CHN	1	0	0	1	0.000	0	3	0	1.000	0	0
YANG Zhen, CHN	0	0	0	0	0.000	0	0	0	---	0	0
CHENG Yu, CHN	0	0	0	0	0.000	0	0	0	---	0	0
ZHANG Jun, CHN	0	0	0	0	0.000	0	4	0	1.000	0	0
ZHANG Ji, CHN	0	0	0	0	0.000	0	0	0	---	0	0
HU Kaiyan, CHN	0	0	0	0	0.000	0	1	1	0.500	0	0

Hitting minimums - 1 Games 2.7 AB/Game 2.7 TPA/Game

Pitching minimums - 1 Games 0.8 IP/Game

Teams' stats



KOREA

KOR

Player	AVG	GP-GS	AB	R	H	2B	3B	HR	RBI	TB	SLG%	BB	HBP	SO	GDP	OB%	SF	SH	SB-ATT
KIM Yong Ho, KOR	0.444	5-5	18	4	8	1	0	0	1	9	0.500	1	2	4	0	0.524	0	0	1-1
KO Jong Wook, KOR	0.333	5-5	18	4	6	1	1	0	0	9	0.500	3	0	4	0	0.429	0	0	2-4
YOON Yeo Woon, KOR	0.313	5-3	16	2	5	0	1	0	3	7	0.438	0	0	5	0	0.313	0	0	0-0
LEE Tae Gyun, KOR	0.267	5-5	15	2	4	0	1	0	4	6	0.400	3	0	7	0	0.368	1	1	1-1
SEO Sang Woo, KOR	0.235	5-5	17	2	4	1	0	0	2	5	0.294	3	0	1	1	0.350	0	1	0-0
JUNG Youn Tae, KOR	0.200	5-5	15	1	3	0	0	0	0	3	0.200	1	0	5	0	0.250	0	1	0-0
PARK Jeong Geum, KOR	0.133	5-5	15	1	2	1	0	0	2	3	0.200	1	0	8	0	0.188	0	2	1-1
CHO Youn Joon, KOR	0.000	3-2	2	0	0	0	0	0	0	0	0.000	0	1	1	0	0.333	0	0	0-0
KO Young Woo, KOR	0.000	2-0	3	0	0	0	0	0	0	0	0.000	0	0	2	0	0.000	0	0	0-0
KU Bon Wook, KOR	0.200	4-4	10	2	2	0	0	0	3	2	0.200	2	1	3	0	0.385	0	0	0-2
LEE Jing Wook, KOR	0.000	2-0	1	0	0	0	0	0	0	0	0.000	0	0	0	0	0.000	0	0	0-0
NO Jin Hyuk, KOR	0.000	1-1	2	0	0	0	0	0	0	0	0.000	0	0	1	0	0.000	0	0	0-0
PARK Tae Kyun, KOR	0.000	1-0	0	0	0	0	0	0	0	0	0.000	1	0	0	0	1.000	0	0	0-0
SHIN Bon Ki, KOR	0.308	5-5	13	3	4	1	0	0	5	5	0.385	3	2	2	0	0.500	0	1	0-0

Player	ERA	W-L	APP	GS	CG	SHO/CBO	SV	IP	H	R	ER	BB	SO	2B	3B	HR	AB	B/Avg	WP	HBP	BK
YOON myung June, KOR	2.84	0-1	2	1	0	0/0	0	6.1	8	3	2	3	3	2	0	0	26	0.308	0	0	0
LIM Chi Young, KOR	3.86	1-0	3	1	0	0/0	0	11.2	8	5	5	2	10	1	0	1	39	0.205	0	0	1
NA Sung Bum, KOR	9.00	0-0	2	1	0	0/0	0	4.0	6	4	4	3	7	0	0	2	17	0.353	0	2	0
SHIN Jae Yung, KOR	13.50	1-0	3	0	0	0/0	0	4.2	5	7	7	2	2	2	0	2	19	0.263	0	2	0
NO Sung Ho, KOR	15.63	0-2	2	2	0	0/0	0	6.1	14	12	11	4	0	3	2	30	0.467	2	0	0	
LEE Hee Sung, KOR	0.00	0-0	2	0	0	0/0	0	2.0	2	0	0	1	2	0	0	0	8	0.250	0	0	0
LEE Kyung Woo, KOR	27.00	0-0	2	0	0	0/0	0	3.0	7	10	9	3	2	0	0	2	16	0.438	0	0	0

Player	C	PO	A	E	FLD%	DPs	SBA	CSB	SBA%	PB	CI
KIM Yong Ho, KOR	41	38	3	0	1.000	3	0	0	---	0	0
YOON Yeo Woon, KOR	25	25	0	0	1.000	0	3	0	1.000	1	0
LEE Tae Gyun, KOR	11	10	1	0	1.000	0	0	0	---	0	0
PARK Jeong Geum, KOR	10	10	0	0	1.000	0	0	0	---	0	0
KO Jong Wook, KOR	7	7	0	0	1.000	0	0	0	---	0	0
NO Sung Ho, KOR	3	0	3	0	1.000	0	0	1	0.000	0	0
YOON myung June, KOR	2	1	1	0	1.000	0	1	0	1.000	0	0
CHO Youn Joon, KOR	2	2	0	0	1.000	0	0	0	---	0	0
LIM Chi Young, KOR	2	0	2	0	1.000	0	0	1	0.000	0	0
LEE Jing Wook, KOR	1	1	0	0	1.000	0	0	0	---	0	0
NO Jin Hyuk, KOR	1	0	1	0	1.000	0	0	0	---	0	0
NA Sung Bum, KOR	1	0	1	0	1.000	0	0	0	---	0	0
JUNG Youn Tae, KOR	19	6	12	1	0.947	3	0	0	---	0	0
SHIN Bon Ki, KOR	21	9	10	2	0.905	3	0	0	---	0	0
KU Bon Wook, KOR	10	4	5	1	0.900	0	0	0	---	0	0
KO Young Woo, KOR	3	1	1	1	0.667	0	0	0	---	0	0
PARK Tae Kyun, KOR	0	0	0	0	0.000	0	0	0	---	0	0
SEO Sang Woo, KOR	0	0	0	0	0.000	0	0	0	---	0	0
LEE Kyung Woo, KOR	0	0	0	0	0.000	0	1	0	1.000	0	0
SHIN Jae Yung, KOR	0	0	0	0	0.000	0	1	0	1.000	0	0
LEE Hee Sung, KOR	0	0	0	0	0.000	0	0	0	---	0	0

Hitting minimums - 1 Games 2.7 AB/Game 2.7 TPA/Game

Pitching minimums - 1 Games 0.8 IP/Game

Teams' stats



CUBA

CUB

Player	AVG	GP-GS	AB	R	H	2B	3B	HR	RBI	TB	SLG%	BB	HBP	SO	GDP	OB%	SF	SH	SB-ATT
ABREU C Jose D, CUB	0.714	5-5	14	9	10	1	1	4	12	25	1.786	2	1	2	0	0.765	0	0	0-0
CESPEDES M Yoennis, CUB	0.611	5-5	18	12	11	2	0	4	14	25	1.389	1	1	1	0	0.591	2	0	0-0
DESPAIGNE R Alfredo, CUB	0.579	5-5	19	10	11	3	0	2	8	20	1.053	3	1	1	0	0.652	0	0	0-0
MARTIN T Leonis, CUB	0.471	5-5	17	13	8	2	0	0	2	10	0.588	6	2	2	1	0.640	0	0	4-5
BORROTO J Yorbis, CUB	0.444	5-5	18	4	8	2	0	1	5	13	0.722	0	0	2	0	0.444	0	0	0-1
MOREJON Frank C, CUB	0.429	5-5	14	3	6	1	1	0	5	9	0.643	1	2	2	0	0.529	0	0	1-1
CERCE M Yoilan, CUB	0.389	5-5	18	6	7	1	1	0	2	10	0.556	3	1	2	0	0.500	0	1	0-0
DIAZ S Aledmis, CUB	0.375	5-5	16	3	6	0	0	1	8	9	0.563	0	0	0	0	0.316	3	0	0-0
OLIVERA A Hector, CUB	0.368	5-5	19	8	7	2	0	1	9	12	0.632	2	1	1	0	0.435	1	0	0-0
ALARCON T Yosvani, CUB	0.000	1-0	0	0	0	0	0	0	1	0	0.000	0	0	0	0	0.000	1	0	0-0
ALBERRO S Yaismel, CUB	0.000	1-0	2	0	0	0	0	0	0	0	0.000	0	0	0	0	0.000	0	0	0-0
LUNAR A Ramon, CUB	0.667	2-0	3	1	2	1	0	0	1	3	1.000	0	0	0	0	0.667	0	0	0-0
URRUTIA R Henry, CUB	1.000	2-0	2	1	2	0	0	0	1	2	1.000	1	0	0	0	1.000	0	0	0-0

Player	ERA	W-L	APP	GS	CG	SHO/CBO	SV	IP	H	R	ER	BB	SO	2B	3B	HR	AB	B/Avg	WP	HBP	BK
HINOJOSA H Dalier, CUB	0.00	1-0	2	1	1	1/0	0	7.0	0	0	0	2	16	0	0	0	21	0.000	0	0	0
SANCHEZ C Arleys, CUB	0.00	1-0	1	0	0	0/0	0	4.1	2	0	0	1	4	2	0	0	15	0.133	0	0	0
PEDROSO G Yadier, CUB	0.71	2-0	2	2	1	1/0	0	12.2	8	1	1	1	14	0	1	0	46	0.174	0	0	0
GONZALEZ P Miguel A, CUB	0.00	0-0	1	0	0	0/0	0	3.0	4	3	0	1	4	1	0	0	14	0.286	0	0	0
DESPAIGNE O O, CUB	0.00	0-0	1	1	0	0/1	0	2.0	2	0	0	0	3	0	0	0	8	0.250	0	0	0
RODRIGUEZ M A, CUB	0.00	0-0	1	0	0	0/1	0	1.0	0	0	0	0	1	0	0	0	3	0.000	0	0	0
GARCIA E Vladimir, CUB	0.00	0-0	1	0	0	0/1	0	1.0	1	0	0	0	1	0	0	0	4	0.250	0	0	0
RIVERO L Armando, CUB	0.00	1-0	1	0	0	0/1	0	1.0	0	0	0	0	2	0	0	0	3	0.000	0	0	0
JIMENEZ S Ismel, CUB	18.00	0-0	2	1	0	0/0	0	2.0	6	4	4	0	2	0	0	1	10	0.600	0	0	0

Player	C	PO	A	E	FLD%	DPs	SBA	CSB	SBA%	PB	CI
MOREJON Frank C, CUB	35	33	2	0	1.000	0	4	0	1.000	0	0
ABREU C Jose D, CUB	27	27	0	0	1.000	0	0	0	---	0	0
CERCE M Yoilan, CUB	11	3	8	0	1.000	0	0	0	---	0	0
ALBERRO S Yaismel, CUB	11	11	0	0	1.000	0	0	0	---	0	0
MARTIN T Leonis, CUB	6	6	0	0	1.000	0	0	0	---	0	0
DESPAIGNE R Alfredo, CUB	6	6	0	0	1.000	0	0	0	---	0	0
URRUTIA R Henry, CUB	4	4	0	0	1.000	0	0	0	---	0	0
ALARCON T Yosvani, CUB	3	3	0	0	1.000	0	0	0	---	0	0
CESPEDES M Yoennis, CUB	3	3	0	0	1.000	0	0	0	---	0	0
SANCHEZ C Arleys, CUB	2	0	2	0	1.000	0	0	0	---	0	0
LUNAR A Ramon, CUB	2	1	1	0	1.000	0	0	0	---	0	0
PEDROSO G Yadier, CUB	2	0	2	0	1.000	0	3	0	1.000	0	0
DESPAIGNE O O, CUB	2	0	2	0	1.000	0	0	0	---	0	0
RIVERO L Armando, CUB	1	0	1	0	1.000	0	0	0	---	0	0
RODRIGUEZ M A, CUB	1	0	1	0	1.000	0	0	0	---	0	0
JIMENEZ S Ismel, CUB	1	0	1	0	1.000	0	0	0	---	0	0
HINOJOSA H Dalier, CUB	1	0	1	0	1.000	0	0	0	---	0	0
GONZALEZ P Miguel A, CUB	1	0	1	0	1.000	0	1	0	1.000	0	0
BORROTO J Yorbis, CUB	10	3	6	1	0.900	0	0	0	---	0	0
DIAZ S Aledmis, CUB	10	2	7	1	0.900	0	0	0	---	0	0
OLIVERA A Hector, CUB	0	0	0	0	0.000	0	0	0	---	0	0
GARCIA E Vladimir, CUB	0	0	0	0	0.000	0	0	0	---	0	0

Hitting minimums - 1 Games 2.7 AB/Game 2.7 TPA/Game

Pitching minimums - 1 Games 0.8 IP/Game

Teams' stats



UNITED STATES OF AMERICA

USA

Player	AVG	GP-GS	AB	R	H	2B	3B	HR	RBI	TB	SLG%	BB	HBP	SO	GDP	OB%	SF	SH	SB-ATT		
MAHTOOK Mikie, USA	0.467	5-5	15	7	7	1	1	1	6	13	0.867	2	0	1	0	0.529	0	0	3-3		
WRIGHT Ryan, USA	0.450	5-5	20	8	9	2	0	1	6	14	0.700	0	1	3	0	0.476	0	0	2-2		
ESPOSITO Jason, USA	0.400	5-5	15	3	6	2	0	1	5	11	0.733	0	4	2	0	0.526	0	0	1-1		
MAGGI Drew, USA	0.353	5-5	17	4	6	2	0	0	4	8	0.471	2	0	2	0	0.421	0	1	3-3		
RAMIREZ Nick, USA	0.316	5-5	19	4	6	0	0	1	6	9	0.474	3	1	4	0	0.435	0	0	0-0		
SPRINGER George, USA	0.273	5-5	22	7	6	3	0	2	6	15	0.682	1	0	3	0	0.304	0	0	1-1		
BRADLEY Jackie Jr, USA	0.235	5-5	17	4	4	0	0	1	4	7	0.412	4	0	4	0	0.364	1	0	0-0		
FONTANA Nolan, USA	0.214	5-4	14	3	3	1	0	0	1	4	0.286	2	1	2	0	0.353	0	0	1-1		

DICKERSON Alex, USA	0.250	3-0	4	0	1	0	0	0	0	1	0.250	0	0	1	0	0.250	0	0	0-0		
JOHNSON Brian, USA	0.000	1-0	1	0	0	0	0	0	0	0	0.000	0	0	0	0	0.000	0	0	0-0		
MILLER Brad, USA	0.500	3-1	6	3	3	1	0	0	3	4	0.667	2	0	1	0	0.625	0	0	0-0		
O'BRIEN Peter, USA	0.182	4-4	11	3	2	1	0	0	1	3	0.273	1	1	2	0	0.286	1	0	0-0		
RODRIGUEZ Steve, USA	0.000	1-1	3	0	0	0	0	0	0	0	0.000	1	0	0	0	0.250	0	0	0-0		

Player	ERA	W-L	APP	GS	CG	SHO/CBO	SV	IP	H	R	ER	BB	SO	2B	3B	HR	AB	B/Avg	WP	HBP	BK
BARNES Matt, USA	0.00	1-0	1	1	0	0/0	0	7.0	3	0	0	1	8	0	0	0	23	0.130	0	1	0
ANDERSON Tyler, USA	0.00	1-0	1	1	0	0/1	0	5.0	2	0	0	0	6	0	0	0	16	0.125	0	0	0
GRAY Sonny, USA	0.75	2-0	2	2	1	1/0	0	12.0	4	2	1	2	20	1	0	0	40	0.100	0	0	0
COLE Gerrit, USA	1.50	0-0	1	1	0	0/0	0	6.0	6	2	1	0	8	3	0	0	22	0.273	0	1	0

JOHNSON Brian, USA	0.00	1-0	1	0	0	0/0	0	3.0	4	1	0	0	5	0	0	0	12	0.333	0	0	0
WINKLER Kyle, USA	0.00	0-0	1	0	0	0/1	0	2.0	1	0	0	0	4	0	0	0	7	0.143	0	0	0
RAMIREZ Nick, USA	0.00	0-0	1	0	0	0/0	0	1.1	0	0	0	0	2	0	0	0	4	0.000	0	0	0
RAMIREZ Noe, USA	6.00	0-0	2	0	0	0/0	1	3.0	4	2	2	1	3	1	0	0	11	0.364	0	0	0
MCGOUGH Scott, USA	9.00	0-0	1	0	0	0/0	0	1.0	2	2	1	1	0	1	0	0	5	0.400	0	0	0
GILMARTIN Sean, USA	13.50	0-0	1	0	0	0/0	0	0.2	2	1	1	2	0	1	0	0	4	0.500	0	0	0

Player	C	PO	A	E	FLD%	DPs	SBA	CSB	SBA%	PB	CI
MAGGI Drew, USA	20	3	17	0	1.000	1	0	0	---	0	0
ESPOSITO Jason, USA	12	1	11	0	1.000	0	0	0	---	0	0
RODRIGUEZ Steve, USA	10	10	0	0	1.000	0	0	0	---	0	0
FONTANA Nolan, USA	10	4	6	0	1.000	1	0	0	---	0	0
SPRINGER George, USA	5	3	2	0	1.000	0	0	0	---	0	0
BRADLEY Jackie Jr, USA	5	5	0	0	1.000	0	0	0	---	0	0
MAHTOOK Mikie, USA	3	3	0	0	1.000	0	0	0	---	0	0
MILLER Brad, USA	2	1	1	0	1.000	0	0	0	---	0	0
RAMIREZ Noe, USA	2	1	1	0	1.000	0	1	0	1.000	0	0
GRAY Sonny, USA	1	0	1	0	1.000	0	3	0	1.000	0	0
JOHNSON Brian, USA	1	0	1	0	1.000	0	0	0	---	0	0
COLE Gerrit, USA	1	0	1	0	1.000	0	0	0	---	0	0
BARNES Matt, USA	1	0	1	0	1.000	0	0	0	---	0	0
ANDERSON Tyler, USA	1	0	1	0	1.000	0	0	0	---	0	0
O'BRIEN Peter, USA	50	48	1	1	0.980	0	5	0	1.000	3	0
RAMIREZ Nick, USA	37	35	1	1	0.973	1	0	0	---	0	0
WRIGHT Ryan, USA	10	9	0	1	0.900	0	0	0	---	0	0
MCGOUGH Scott, USA	1	0	0	1	0.000	0	0	0	---	0	0
WINKLER Kyle, USA	0	0	0	0	0.000	0	1	0	1.000	0	0
DICKERSON Alex, USA	0	0	0	0	0.000	0	0	0	---	0	0
GILMARTIN Sean, USA	0	0	0	0	0.000	0	0	0	---	0	0

Hitting minimums - 1 Games 2.7 AB/Game 2.7 TPA/Game

Pitching minimums - 1 Games 0.8 IP/Game

Teams' stats



SRI LANKA

SRI

Player	AVG	GP-GS	AB	R	H	2B	3B	HR	RBI	TB	SLG%	BB	HBP	SO	GDP	OB%	SF	SH	SB-ATT
ASANKA S Henegedara, SRI	0.000	4-4	7	0	0	0	0	0	0	0	0.000	0	0	2	0	0.000	0	0	0-0
BHANUKA RSSA, SRI	0.083	6-6	12	0	1	0	0	0	0	1	0.083	2	0	5	0	0.214	0	0	1-2
DON ID Nanayakkara, SRI	0.000	3-1	2	0	0	0	0	0	0	0	0.000	0	1	2	0	0.333	0	0	0-0
GAYAN MKPG, SRI	0.000	3-2	4	0	0	0	0	0	0	0	0.000	0	0	4	0	0.000	0	0	0-0
GAYAN S T A, SRI	0.000	2-0	1	0	0	0	0	0	0	0	0.000	0	0	1	0	0.000	0	0	0-0
HITHTHATIYA LDRD, SRI	0.000	5-1	2	0	0	0	0	0	0	0	0.000	1	0	2	0	0.333	0	0	0-0
INDIKA W, SRI	0.333	3-2	3	0	1	0	0	0	0	1	0.333	1	1	1	0	0.600	0	0	0-0
JEEWAKA C P N H, SRI	0.000	5-4	9	0	0	0	0	0	0	0	0.000	1	0	5	0	0.100	0	0	0-0
LASANTHA SMUMUM, SRI	0.000	6-6	13	0	0	0	0	0	0	0	0.000	1	0	12	0	0.071	0	0	3-3
NERANJAN BIIImiyaM, SRI	0.000	6-6	10	0	0	0	0	0	0	0	0.000	0	1	5	0	0.091	0	0	0-0
NIROSHAN SGPGP, SRI	0.133	6-6	15	0	2	1	0	0	0	3	0.200	0	0	8	0	0.133	0	0	0-0
PRASAD ALTA, SRI	0.000	1-0	1	0	0	0	0	0	0	0	0.000	0	0	1	0	0.000	0	0	0-0
SAHAN LKGG, SRI	0.000	6-6	8	0	0	0	0	0	0	0	0.000	1	0	3	0	0.111	0	0	0-0
SAMARASINGHEGE RBS, SRI	0.250	4-0	4	0	1	0	0	0	0	1	0.250	0	0	3	0	0.250	0	0	0-0
THEEKSHANA UG, SRI	0.200	4-4	5	0	1	0	0	0	0	1	0.200	0	0	2	0	0.200	0	1	0-0
WITHANAGE DTD, SRI	0.267	6-6	15	0	4	1	0	0	0	5	0.333	0	0	4	0	0.267	0	0	0-2

Player	ERA	W-L	APP	GS	CG	SHO/CBO	SV	IP	H	R	ER	BB	SO	2B	3B	HR	AB	B/Avg	WP	HBP	BK
PRASAD ALTA, SRI	10.32	0-1	4	1	0	0/0	0	11.1	15	14	13	4	2	3	3	4	45	0.333	0	3	1
NERANJAN BIIImiyaM, SRI	33.23	0-3	3	3	0	0/0	0	8.2	32	35	32	5	2	9	3	2	57	0.561	0	6	1


SAHAN LKGG, SRI	9.64	0-1	3	1	0	0/0	0	4.2	13	15	5	6	0	3	0	1	31	0.419	0	0	0
RAJITHA PHewa D, SRI	30.86	0-0	4	0	0	0/0	0	4.2	17	18	16	5	1	3	4	0	29	0.586	3	5	0
ASANKA S Henegedara, SRI	49.50	0-1	1	1	0	0/0	0	2.0	11	12	11	1	0	2	1	0	18	0.611	0	1	0

Player	C	PO	A	E	FLD%	DPs	SBA	CSB	SBA%	PB	CI
NIROSHAN SGPGP, SRI	31	29	2	0	1.000	0	0	0	---	0	0
JEEWAKA C P N H, SRI	8	8	0	0	1.000	0	0	0	---	0	0
THEEKSHANA UG, SRI	6	3	3	0	1.000	0	0	0	---	0	0
BHANUKA RSSA, SRI	5	5	0	0	1.000	0	12	0	1.000	4	0
PRASAD ALTA, SRI	3	0	3	0	1.000	0	3	2	0.600	0	0
HITHTHATIYA LDRD, SRI	3	1	2	0	1.000	0	0	0	---	0	0
LASANTHA SMUMUM, SRI	26	14	11	1	0.962	0	0	0	---	0	0
WITHANAGE DTD, SRI	15	13	0	2	0.867	0	0	0	---	0	0
NERANJAN BIIImiyaM, SRI	6	4	1	1	0.833	0	7	0	1.000	0	0
INDIKA W, SRI	10	2	6	2	0.800	0	0	0	---	0	0
GAYAN MKPG, SRI	5	4	0	1	0.800	0	0	0	---	0	0
DON ID Nanayakkara, SRI	4	2	1	1	0.750	0	0	0	---	0	0
SAHAN LKGG, SRI	10	7	0	3	0.700	0	1	0	1.000	0	0
ASANKA S Henegedara, SRI	5	2	1	2	0.600	0	1	0	1.000	0	0
GAYAN S T A, SRI	0	0	0	0	0.000	0	0	0	---	0	0
SAMARASINGHEGE RBS, SRI	0	0	0	0	0.000	0	0	0	---	0	0
RAJITHA PHewa D, SRI	0	0	0	0	0.000	0	0	0	---	0	0

Hitting minimums - 1 Games 2.7 AB/Game 2.7 TPA/Game

Pitching minimums - 1 Games 0.8 IP/Game

Teams' stats



JAPAN

JPN

Player	AVG	GP-GS	AB	R	H	2B	3B	HR	RBI	TB	SLG%	BB	HBP	SO	GDP	OB%	SF	SH	SB-ATT
ISHIMINE Shota, JPN	0.474	5-5	19	9	9	1	2	1	8	17	0.895	2	0	2	0	0.524	0	1	3-3
HASEGAWA Yuichi, JPN	0.368	5-5	19	2	7	2	0	0	3	9	0.474	0	0	3	0	0.350	1	0	1-1
SUZUKI Daichi, JPN	0.357	5-5	14	5	5	1	1	1	4	11	0.786	3	1	1	2	0.474	1	1	0-0
MATSUMOTO Koichiro, JPN	0.357	5-3	14	2	5	3	1	0	4	10	0.714	0	0	2	0	0.357	0	0	0-0
ITO Hayata, JPN	0.263	5-5	19	5	5	0	0	2	8	11	0.579	2	0	5	0	0.318	1	0	0-0
ABE Toshihiro, JPN	0.200	5-5	15	3	3	0	1	0	1	5	0.333	2	0	6	0	0.294	0	1	0-0
ARAKI Fumiya, JPN	0.333	4-2	6	3	2	1	0	0	1	3	0.500	0	1	2	0	0.429	0	0	0-1
FUSHIMI Torai, JPN	0.333	3-1	3	3	1	0	0	0	0	1	0.333	2	0	1	0	0.600	0	0	0-0
INOUE Seiya, JPN	0.000	2-1	2	0	0	0	0	0	0	0	0.000	1	0	0	0	0.333	0	0	0-0
KOIKE Shota, JPN	0.167	4-4	12	2	2	0	0	0	0	2	0.167	1	0	4	0	0.231	0	0	0-0
OKAZAKI Keisuke, JPN	0.500	3-0	2	0	1	1	0	0	1	2	1.000	1	0	0	0	0.667	0	0	0-0
TAKI Hiroshi, JPN	0.231	5-3	13	2	3	0	0	0	3	3	0.231	1	0	4	0	0.286	0	0	1-2
WAKAMATSU Masahiro, JPN	0.500	3-1	4	0	2	1	0	0	0	3	0.750	1	0	1	0	0.600	0	0	0-0
WATANABE Kimio, JPN	0.333	5-5	12	5	4	1	0	0	2	5	0.417	5	1	0	0	0.556	0	2	2-2

Player	ERA	W-L	APP	GS	CG	SHO/CBO	SV	IP	H	R	ER	BB	SO	2B	3B	HR	AB	B/Avg	WP	HBP	BK
NOMURA Yusuke, JPN	0.00	0-0	2	1	0	0/2	0	4.0	1	0	0	0	9	1	0	0	13	0.077	0	0	0
SAITO Yuki, JPN	3.00	1-1	2	2	0	0/1	0	12.0	9	4	4	3	13	0	0	1	45	0.200	1	3	0
SUGANO Tomoyuki, JPN	3.38	1-0	2	1	0	0/1	0	8.0	7	3	3	1	9	0	0	2	29	0.241	0	1	0
INUI Masahiro, JPN	4.50	0-0	3	0	0	0/1	0	4.0	5	2	2	0	7	0	0	0	16	0.313	0	1	0
FUJIOKA Takahiro, JPN	6.75	0-0	1	1	0	0/0	0	4.0	7	4	3	1	3	1	0	2	17	0.412	0	1	0

OHISHI Tatsuya, JPN	0.00	0-0	3	0	0	0/2	0	3.0	0	0	0	1	9	0	0	0	9	0.000	0	0	0
NAKAUSHIRO, JPN	0.00	0-0	2	0	0	0/1	0	2.0	1	0	0	0	3	0	0	0	5	0.200	0	1	0
KAGAMI Kisho, JPN	13.50	1-1	2	0	0	0/1	0	2.0	3	3	3	1	4	0	0	0	9	0.333	0	0	0

Player	C	PO	A	E	FLD%	DPs	SBA	CSB	SBA%	PB	CI
TAKI Hiroshi, JPN	22	19	3	0	1.000	0	0	0	----	0	0
ABE Toshihiro, JPN	17	4	13	0	1.000	2	0	0	----	0	0
FUSHIMI Torai, JPN	16	16	0	0	1.000	0	0	0	----	0	0
ARAKI Fumiya, JPN	16	14	2	0	1.000	1	0	0	----	0	0
HASEGAWA Yuichi, JPN	5	3	2	0	1.000	0	0	0	----	0	0
ISHIMINE Shota, JPN	5	5	0	0	1.000	0	0	0	----	0	0
SAITO Yuki, JPN	5	0	5	0	1.000	0	0	0	----	0	0
ITO Hayata, JPN	3	2	1	0	1.000	0	0	0	----	0	0
INUI Masahiro, JPN	2	0	2	0	1.000	0	0	0	----	0	0
FUJIOKA Takahiro, JPN	1	0	1	0	1.000	0	0	1	0.000	0	0
NOMURA Yusuke, JPN	1	1	0	0	1.000	0	0	0	----	0	0
OKAZAKI Keisuke, JPN	1	0	1	0	1.000	0	0	0	----	0	0
SUGANO Tomoyuki, JPN	1	1	0	0	1.000	0	1	0	1.000	0	0
KOIKE Shota, JPN	46	42	3	1	0.978	1	1	1	0.500	1	0
WATANABE Kimio, JPN	16	7	8	1	0.938	0	0	0	----	0	0
SUZUKI Daichi, JPN	13	3	8	2	0.846	0	0	0	----	0	0
WAKAMATSU Masahiro, JPN	0	0	0	0	0.000	0	0	0	----	0	0
OHISHI Tatsuya, JPN	0	0	0	0	0.000	0	0	0	----	0	0
NAKAUSHIRO, JPN	0	0	0	0	0.000	0	0	0	----	0	0
MATSUMOTO Koichiro, JPN	0	0	0	0	0.000	0	0	0	----	0	0
KAGAMI Kisho, JPN	0	0	0	0	0.000	0	0	0	----	0	0
INOUE Seiya, JPN	0	0	0	0	0.000	0	0	0	----	0	0

Hitting minimums - 1 Games 2.7 AB/Game 2.7 TPA/Game

Pitching minimums - 1 Games 0.8 IP/Game

Technical Appointments

Saturday 7th August

Game 23

Field	Time	Home Team	Viitor Team
Jingu	12:00	JAPAN	KOREA
Umpires:	G.Street(USA)	Huang Ming-Liang(TPE)	Koyama(JPN) Kuwabara(JPN)
	Ishizaki(JPN)	Numa(JPN)	Reserve: E.Jerkovits(CAN)
Scorekeepers:	Seki(JPN)	Shimamura(JPN)	
T.C.:	Nakamoto(JPN)		

Game 24

Field	Time	Home Team	Viitor Team
Jingu	18:00	CUBA	UNITED STATES OF AMERICA
Umpires:	Hayashi(JPN)	E.Jerkovits(CAN)	Yoon Myung-Hoon(KOR) Li Weigeng(CHN)
	Kikuchi(JPN)	Suzuki(JPN)	Reserve: Koyama(JPN)
Scorekeepers:	Numata(JPN)	Kudoh(JPN)	
T.C.:	Aso(JPN)		