







































2016 Nyon FISU World University Triathlon Championship : Aug 07 2016 : Elite Men : Results

Pos	First Name	Last Name	Country		Time	Swim	T1	Bike	T2	Run
1	Grant	Sheldon	GBR		01:46:57	00:19:12	00:01:55	00:53:20	00:00:24	00:32:05
2	Jonas	Schomburg	TUR		01:47:21	00:19:07	00:01:46	00:53:32	00:00:19	00:32:35
3	Léo	Bergere	FRA		01:47:50	00:19:13	00:01:53	00:53:19	00:00:22	00:33:00
4	Bence	Bicsák	HUN		01:47:56	00:19:36	00:01:49	00:53:02	00:00:22	00:33:05
5	Calum	Johnson	GBR		01:48:00	00:19:11	00:01:52	00:53:29	00:00:26	00:33:01
6	Adrien	Briffod	SUI		01:49:01	00:19:09	00:01:48	00:53:26	00:00:19	00:34:18
7	Christopher	Perham	GBR		01:49:04	00:19:05	00:01:50	00:53:33	00:00:22	00:34:12
8	Hiroaki	Kobayashi	JPN		01:49:06	00:19:34	00:01:55	00:53:04	00:00:24	00:34:06
9	Rodolphe	Von Berg	USA		01:49:09	00:19:32	00:01:59	00:52:56	00:00:23	00:34:18
10	Collin	Chartier	USA		01:49:11	00:19:14	00:01:50	00:53:27	00:00:24	00:34:15
11	Simon	Vain	FRA		01:49:19	00:19:41	00:01:54	00:52:55	00:00:21	00:34:26
12	Adam	Rudgley	AUS		01:49:58	00:19:57	00:01:55	00:52:43	00:00:24	00:34:57
13	Gianluca	Pozzatti	ITA		01:50:00	00:19:09	00:01:50	00:53:29	00:00:25	00:35:06
14	Eli	Hemming	USA		01:50:03	00:19:12	00:01:49	00:53:47	00:00:21	00:34:53
15	Uli	Hagmann	GER		01:50:15	00:19:27	00:01:52	00:53:04	00:00:22	00:35:26
16	Linus	Stimmel	GER		01:50:25	00:19:06	00:00:00	00:00:00	00:00:00	00:00:00
17	Tom	Richard	FRA		01:50:30	00:19:08	00:01:49	00:53:29	00:00:21	00:35:40
18	Jacek	Krawczyk	POL		01:50:43	00:19:34	00:02:07	00:52:55	00:00:20	00:35:44
19	Noah	Servais	BEL		01:51:13	00:19:39	00:02:03	00:52:47	00:00:23	00:36:19
20	Douglas	Roberts	GBR		01:51:37	00:19:13	00:01:58	00:53:20	00:00:25	00:36:39
21	Frantisek	Linduska	CZE		01:51:38	00:19:29	00:01:59	00:53:04	00:00:22	00:36:42
22	Dario	Chitti	ITA		01:51:52	00:19:30	00:02:02	00:53:58	00:00:25	00:35:55
23	Dariusz	Kowalski	POL		01:52:12	00:19:44	00:02:05	00:52:44	00:00:22	00:37:14
24	István	Király	HUN		01:52:27	00:19:54	00:01:59	00:52:31	00:00:23	00:37:38
25	Dillon	Nobbs	USA		01:52:30	00:19:29	00:01:58	00:53:08	00:00:22	00:37:31
26	Emmanuel	Lejeune	BEL		01:52:58	00:21:24	00:02:01	00:54:24	00:00:25	00:34:43
27	Riccardo	De Palma	ITA		01:53:11	00:19:33	00:02:00	00:56:14	00:00:30	00:34:53
28	Fabian	Reuter	GER		01:53:17	00:19:40	00:02:03	00:53:08	00:00:25	00:37:58
29	Taishi	Furuyama	JPN		01:53:35	00:19:36	00:01:55	00:53:01	00:00:28	00:38:34
30	Jan	Volar	CZE		01:53:49	00:19:44	00:02:05	00:52:43	00:00:22	00:38:54

31	Mike	Meehan	USA		01:54:47	00:21:38	00:02:00	00:54:07	00:00:22	00:36:38
32	Valerio	Patanè	ITA		01:55:13	00:19:41	00:01:59	00:56:05	00:00:25	00:37:02
33	Donald	Hillebregt	NED		01:55:27	00:19:41	00:02:03	00:52:52	00:00:26	00:40:23
34	Tomas	Renc	CZE		01:55:29	00:19:52	00:02:09	00:55:58	00:00:26	00:37:01
35	Takaya	Sukizaki	JPN		01:55:35	00:19:44	00:02:05	00:52:49	00:00:23	00:40:32
36	Matthew	Goessler	AUS		01:55:40	00:19:42	00:02:08	00:55:51	00:00:22	00:37:34
37	Sam	Lade	AUS		01:56:56	00:20:20	00:02:07	00:55:20	00:00:25	00:38:42
38	Ynze	Keulstra	NED		01:57:07	00:21:35	00:02:13	00:53:56	00:00:23	00:38:58
39	Micha	Guedel	SUI		01:57:26	00:22:23	00:02:02	00:53:18	00:00:23	00:39:19
40	Zac	Barber	NZL		01:57:35	00:22:21	00:02:02	00:53:20	00:00:24	00:39:26
41	Kotaro	Watanabe	JPN		01:57:39	00:19:39	00:02:07	00:52:44	00:00:26	00:42:42
42	Takanori	Sugihara	JPN		01:58:05	00:20:11	00:02:25	00:55:13	00:00:25	00:39:49
43	Kacper	Stepniak	POL		01:58:46	00:19:44	00:02:07	00:59:14	00:00:21	00:37:18
44	Jeremy	Barfuss	SUI		01:59:03	00:19:38	00:02:14	00:55:54	00:00:27	00:40:47
45	Róbert	Straub	HUN		01:59:15	00:21:35	00:02:07	00:57:24	00:00:21	00:37:46
46	Lukasz	Michalak	POL		02:00:30	00:19:23	00:02:15	00:56:12	00:00:25	00:42:13
47	Jardy	Van Den Heuvel	NED		02:01:17	00:19:42	00:02:07	00:55:57	00:00:22	00:43:08
48	Tautvydas	Kopustas	LTU		02:02:24	00:22:23	00:02:07	00:56:36	00:00:28	00:40:48
49	Yuto	Tatematsu	JPN		02:04:36	00:20:35	00:02:17	00:58:10	00:00:26	00:43:06
50	Urh	Klenovšek	SLO		02:05:23	00:20:38	00:02:36	00:57:59	00:00:32	00:43:36
51	Bojan	Karanovic	SRB		02:06:15	00:22:25	00:02:04	01:02:48	00:00:27	00:38:29
52	Colin	Wyss	SUI		02:07:14	00:22:42	00:01:54	01:00:44	00:00:24	00:41:28
53	Agustin Hernan	Gutierrez	ARG		02:08:32	00:27:04	00:02:12	00:59:56	00:00:27	00:38:50
54	Karl	Olander Zidén	SWE		02:11:32	00:22:40	00:02:16	01:04:21	00:00:27	00:41:45
55	Jaunius	Strazdas	LTU		02:12:06	00:27:08	00:02:22	01:01:50	00:00:30	00:40:14
56	Leon	Obreza	SLO		02:18:48	00:24:21	00:02:18	01:05:46	00:00:23	00:45:57
57	Jose Roberto	Rivas	CRC		02:21:27	00:21:42	00:02:31	01:05:01	00:00:33	00:51:38
58	Jan	Lipovšek	SLO		02:24:03	00:28:25	00:02:36	01:07:18	00:00:26	00:45:17
59	Daniel	Castillo Zamora	CRC		02:26:51	00:22:23	00:02:28	01:04:27	00:00:27	00:57:03
DNF	Garrick	Loewen	CAN		DNF	00:21:36	00:02:20	00:57:13	00:00:27	00:00:00
DNF	Ferenc Sámuel	Bujdosó	HUN		DNF	00:19:13	00:02:01	00:56:34	00:00:24	00:00:00
DNF	Kieran	Roche	AUS		DNF	00:20:20	00:02:00	00:55:19	00:00:24	00:00:00
DNF	Jiri	Kalus	CZE		DNF	00:19:25	00:02:14	00:00:00	00:00:00	00:00:00
DNF	Pierre	Balty	BEL		DNF	00:21:32	00:01:55	00:00:00	00:00:00	00:00:00
DNF	Delian	Stateff	ITA		DNF	00:00:01	00:00:00	00:00:00	00:00:00	00:00:00
DNF	Jonas	Breinlinger	GER		DNF	00:00:01	00:00:00	00:00:00	00:00:00	00:00:00

Technical Delegate: Laura Patti/ITA. Race Referee: Stefane Mauris/SUI. Competition Jury: Laura Patti/ITA, Dominique Frizz/FRA, Jean Marc Aebischer/SUI.

Distances: Swim 1500m (3 laps), Bike 40km (4 laps), Run 10km (4 laps).

Air temperature 27°C.

Water temperature 22.6°C.

Non wetsuit swim.



2016 Nyon FISU World University Triathlon Championship : Aug 07 2016 : Elite Women : Results

Pos	First Name	Last Name	Country		Time	Swim	T1	Bike	T2	Run
1	Yuko	Takahashi	JPN		02:00:54	00:24:47	00:01:47	00:57:26	00:00:21	00:36:31
2	Vanesa	De La Torre	MEX		02:01:15	00:24:53	00:01:40	00:57:31	00:00:21	00:36:48
3	Sandra	Dodet	FRA		02:01:34	00:24:51	00:01:48	00:57:30	00:00:23	00:37:00
4	Julie	Derron	SUI		02:01:46	00:26:15	00:01:48	00:55:57	00:00:22	00:37:21
5	Justine	Guerard	FRA		02:01:46	00:26:12	00:01:51	00:56:02	00:00:24	00:37:16
6	Emilie	Morier	FRA		02:02:13	00:26:06	00:01:53	00:56:08	00:00:23	00:37:41
7	Emma	Jeffcoat	AUS		02:02:19	00:24:50	00:01:39	00:57:31	00:00:25	00:37:52
8	Petra	Kurikova	CZE		02:02:33	00:26:08	00:01:50	00:56:10	00:00:27	00:37:57
9	Sara	Papais	ITA		02:02:37	00:24:55	00:01:56	00:57:12	00:00:25	00:38:06
10	Tereza	Zimovjanova	CZE		02:02:42	00:24:49	00:01:50	00:57:29	00:00:26	00:38:06
11	Marlene	Gomez-Islinger	GER		02:02:45	00:26:09	00:01:55	00:55:59	00:00:25	00:38:16
12	Elena Maria	Petrini	ITA		02:02:52	00:24:53	00:01:47	00:57:23	00:00:27	00:38:20
13	Lisa	Berger	SUI		02:03:12	00:26:10	00:01:52	00:56:04	00:00:23	00:38:42
14	Désirée	Gmür	SUI		02:04:09	00:25:43	00:01:56	00:56:30	00:00:23	00:39:34
15	Katie	Gorczyca	USA		02:04:13	00:26:04	00:01:58	00:55:59	00:00:23	00:39:47
16	Zsanett	Bragmayer	HUN		02:04:18	00:24:45	00:01:47	00:57:32	00:00:27	00:39:43
17	Giorgia	Priarone	ITA		02:04:47	00:27:10	00:01:51	00:58:35	00:00:25	00:36:44
18	Zoe	Thomas	GBR		02:04:58	00:26:13	00:01:56	00:55:51	00:00:23	00:40:32
19	Megan	Foley	USA		02:05:11	00:25:43	00:01:54	00:56:30	00:00:23	00:40:39
20	Natalie	Milne	GBR		02:05:12	00:24:56	00:01:55	00:57:20	00:00:25	00:40:34
21	Maddie	Dillon	NZL		02:06:20	00:26:09	00:01:52	00:56:10	00:00:23	00:41:44
22	Hannah	Drewett	GBR		02:06:45	00:25:42	00:01:52	00:56:36	00:00:32	00:42:01
23	Hiraku	Fukuoka	JPN		02:08:01	00:24:53	00:01:47	00:57:26	00:00:27	00:43:26
24	Jana	Machacova	CZE		02:08:32	00:26:54	00:01:56	00:58:45	00:00:28	00:40:27
25	Malgorzata	Szczerbinska	POL		02:08:52	00:28:28	00:01:57	00:59:32	00:00:26	00:38:27
26	Romana	Gajdošová	SVK		02:09:02	00:27:01	00:01:55	01:00:28	00:00:23	00:39:12
27	Ine	Couckuyt	BEL		02:09:32	00:28:46	00:01:53	00:59:13	00:00:26	00:39:11
28	Noémi	Sárszegi	HUN		02:09:54	00:27:38	00:01:53	01:00:24	00:00:27	00:39:31
29	Elisa	Marcon	ITA		02:10:13	00:25:12	00:02:00	01:02:46	00:00:22	00:39:51
30	Aleksandra	Rudzinska	POL		02:11:32	00:27:15	00:01:52	01:00:49	00:00:25	00:41:10

31	Ivana	Kuriackova	SVK		02:11:41	00:26:13	00:02:05	01:01:07	00:00:24	00:41:50
32	Nagiho	Ishida	JPN		02:11:47	00:27:06	00:01:57	01:00:23	00:00:31	00:41:48
33	Maruša	Klemenc	SLO		02:12:31	00:28:13	00:02:07	00:59:37	00:00:27	00:42:05
34	Honami	Nakajima	JPN		02:13:05	00:26:13	00:01:49	01:01:24	00:00:27	00:43:10
35	Lianne	Witkin	ISR		02:13:09	00:26:55	00:01:56	01:01:04	00:00:28	00:42:44
36	Brittany	Warly	USA		02:13:10	00:29:59	00:01:55	01:02:25	00:00:25	00:38:25
37	Linda	Vitova	CZE		02:14:39	00:27:11	00:02:04	01:00:45	00:00:26	00:44:11
38	Eloise	Piron	BEL		02:14:52	00:27:06	00:02:03	01:02:08	00:00:35	00:43:00
39	Akane	Makita	JPN		02:15:24	00:26:09	00:01:56	01:03:27	00:00:38	00:43:13
40	Francesca	Ferlazzo	ITA		02:15:40	00:26:11	00:01:58	01:05:42	00:00:29	00:41:19
41	Magdalena	Wiśniewska	POL		02:17:16	00:27:04	00:02:01	01:02:21	00:00:28	00:45:21
42	Nina	Mandl	SLO		02:19:48	00:27:08	00:02:02	01:06:04	00:00:27	00:44:05
43	Sayu	Arizono	JPN		02:20:52	00:29:56	00:02:00	01:07:18	00:00:26	00:41:10
44	Catalina	Salazar	CHI		02:21:32	00:27:09	00:02:04	01:05:57	00:00:30	00:45:50
45	Tabea	Fricke	GER		02:22:34	00:29:59	00:01:59	01:05:29	00:00:26	00:44:38
46	Erika	Parviainen	FIN		02:22:44	00:26:54	00:02:09	01:06:11	00:00:31	00:46:58
47	Dana	Ignacakova	SVK		02:22:51	00:30:00	00:01:52	01:07:25	00:00:31	00:43:01
48	Mariangel	Hidalgo Cubero	CRC		02:25:16	00:26:13	00:02:12	01:05:30	00:00:59	00:50:19
49	Kristel	Imbo	BEL		02:25:38	00:33:37	00:02:12	01:05:22	00:00:33	00:43:53
50	Klara	Lukek	SLO		02:39:35	00:32:59	00:02:17	01:11:08	00:00:32	00:52:36
DNF	Nicole	Truxes	USA		DNF	00:26:14	00:02:10	00:00:00	00:00:00	00:00:00
DNF	Agata	Litwin	POL		DNF	00:26:04	00:02:03	00:00:00	00:00:00	00:00:00
DNF	Michelle	Derron	SUI		DNF	00:24:52	00:02:02	00:00:00	00:00:00	00:00:00
DNF	Kiri	Atkin	NZL		DNF	00:26:12	00:01:51	00:00:00	00:00:00	00:00:00
DNF	Estelle	Perriard	SUI		DNF	00:00:01	00:00:00	00:00:00	00:00:00	00:00:00
DNF	Yuval	Gome	ISR		DNF	00:00:01	00:00:00	00:00:00	00:00:00	00:00:00

Technical Delegate: Laura Patti/ITA. Race Referee: Stefane Mauris/SUI. Competition Jury: Laura Patti/ITA, Dominique Frizz/FRA, Jean Marc Aebischer/SUI.

Distances: Swim 1500m (3 laps), Bike 40km (4 laps), Run 10km (4 laps).

Air temperature 21.4°C.

Water temperature 22.2°C.

Non wetsuit swim.



2016 Nyon FISU World University Triathlon Championship : Aug 07 2016 : Team Relay Men : Results

Pos	Team	Name	Country		Time	Leg 1	Leg 2	Leg 3
1	Team I	Great Britain	GBR		05:24:02	01:46:57	01:48:00	01:49:04
2	Team I	France	FRA		05:27:39	01:47:50	01:49:19	01:50:30
3	Team I	United States	USA		05:28:25	01:49:09	01:49:11	01:50:03
4	Team I	Germany	GER		05:33:57	01:50:15	01:50:25	01:53:17
5	Team I	Italy	ITA		05:35:04	01:50:00	01:51:52	01:53:11
6	Team I	Japan	JPN		05:38:16	01:49:06	01:53:35	01:55:35
7	Team I	Hungary	HUN		05:39:39	01:47:56	01:52:27	01:59:15
8	Team I	Czech Republic	CZE		05:40:57	01:51:38	01:53:49	01:55:29
9	Team I	Poland	POL		05:41:41	01:50:43	01:52:12	01:58:46
10	Team I	Australia	AUS		05:42:35	01:49:58	01:55:40	01:56:56
11	Team I	Switzerland	SUI		05:45:31	01:49:01	01:57:26	01:59:03
12	Team I	Netherlands	NED		05:53:51	01:55:27	01:57:07	02:01:17
13	Team I	Slovenia	SLO		06:48:15	02:05:23	02:18:48	02:24:03

Technical Delegate: Laura Patti/ITA. Race Referee: Stefane Mauris/SUI. Competition Jury: Laura Patti/ITA, Dominique Frizz/FRA, Jean Marc Aebischer/SUI.

Distances: Swim 1500m (3 laps), Bike 40km (4 laps), Run 10km (4 laps).

Air temperature 27°C.

Water temperature 22.6°C.

Non wetsuit swim.



2016 Nyon FISU World University Triathlon Championship : Aug 07 2016 : Team Relay Women : Results

Pos	Team	Name	Country		Time	Leg 1	Leg 2	Leg 3
1	Team I	France	FRA		06:05:34	02:01:34	02:01:46	02:02:13
2	Team I	Switzerland	SUI		06:09:08	02:01:46	02:03:12	02:04:09
3	Team I	Italy	ITA		06:10:17	02:02:37	02:02:52	02:04:47
4	Team I	Czech Republic	CZE		06:13:48	02:02:33	02:02:42	02:08:32
5	Team I	Great Britain	GBR		06:16:56	02:04:58	02:05:12	02:06:45
6	Team I	Japan	JPN		06:20:43	02:00:54	02:08:01	02:11:47
7	Team I	United States	USA		06:22:35	02:04:13	02:05:11	02:13:10
8	Team I	Poland	POL		06:37:41	02:08:52	02:11:32	02:17:16
9	Team I	Slovakia	SVK		06:43:35	02:09:02	02:11:41	02:22:51
10	Team I	Belgium	BEL		06:50:03	02:09:32	02:14:52	02:25:38
11	Team I	Slovenia	SLO		07:11:55	02:12:31	02:19:48	02:39:35

Technical Delegate: Laura Patti/ITA. Race Referee: Stefane Mauris/SUI. Competition Jury: Laura Patti/ITA, Dominique Frizz/FRA, Jean Marc Aebischer/SUI.

Distances: Swim 1500m (3 laps), Bike 40km (4 laps), Run 10km (4 laps).

Air temperature 21.4°C.

Water temperature 22.2°C.

Non wetsuit swim.